

Color Your Life App Design Guide

1. Introduction

Project goal is android app design. **"Color Your Life"** app is advising about using colors in everyday life to achieve goals, improve life, health, partnership, business and life overall. It is personalized to individual users. Recommendations are provided for personal and business environment, clothes, food etc. It is useful and fun.

Preferred design is clean, neat but special in a way to attract.

The app is functionally finished and almost ready for publishing. It is under testing and polishing state.

User colors a star/hexagram to his/her like. This aspect (star) of the app is not subject of design and will remain the same. We are looking for design for all other pieces of the app, page look, buttons, icons, font, icon for the whole app, etc.

We were trying to provide as detailed information as possible to get as tailored design as possible.

2. Splash and Licensing Check Activity

First activity will be splash screen with a background licensing check. This part is not yet completed. We are looking for idea for splash screen that would be informative and attractive. Informative in a way to explain user how to start coloring.

3. Coloring activity


Initial screen of the app is shown below. Star comprises of 18 polygons. User selects parts of the star and colors them by selecting a color at the bottom of the screen. This aspect (star) of the app is not subject of design and must remain the same.

Bottom part of the screen contains 5 buttons. Their meaning is:

- Open past stars/analysis.
- Clear all colors / new coloring. Shaking mobile does the same.
- Short Instructions / how to use.
- Undo last coloring.
- Run analysis and proceed to recommendations.

Analysis is run on backed server and internet connectivity is required.

Figure 1: Coloring Activity Screen



Options in the menu are the same as on buttons PLUS:

- Settings
- About application and us.
- Detailed instructions

4. Recommendations Activity

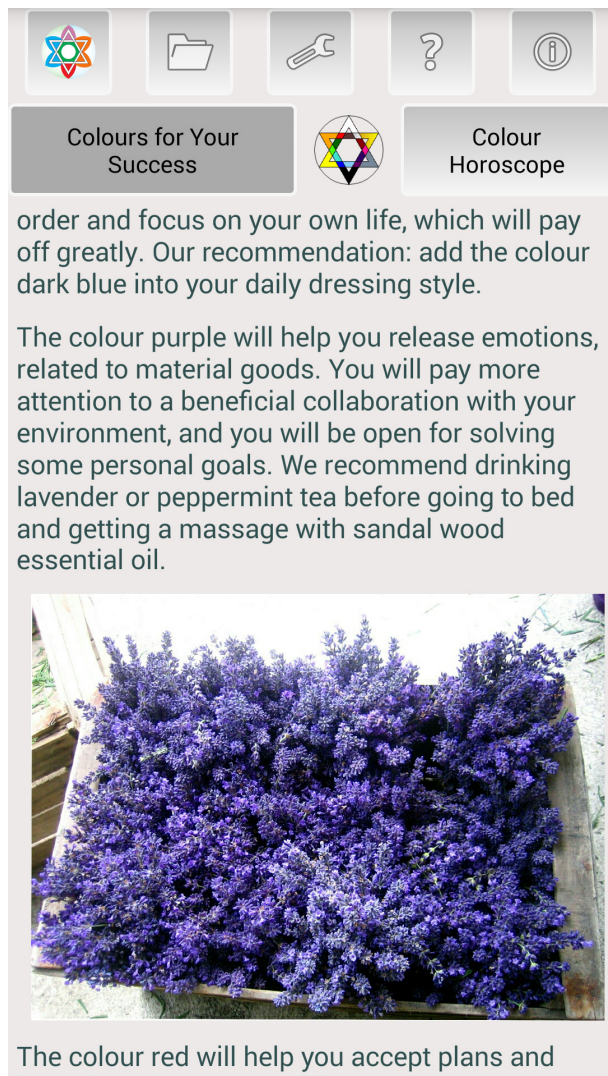
Recommendations activity consists of 2 pages, key recommendations for using colors for success and color horoscope. Both of them have buttons in top row:

- New coloring
- Open previous stars
- Settings
- Detailed Instructions
- About app and us

Following top buttons row are 2 button to switch between pages. In between them is currently analyzed star. Buttons change to highlight which page is shown.

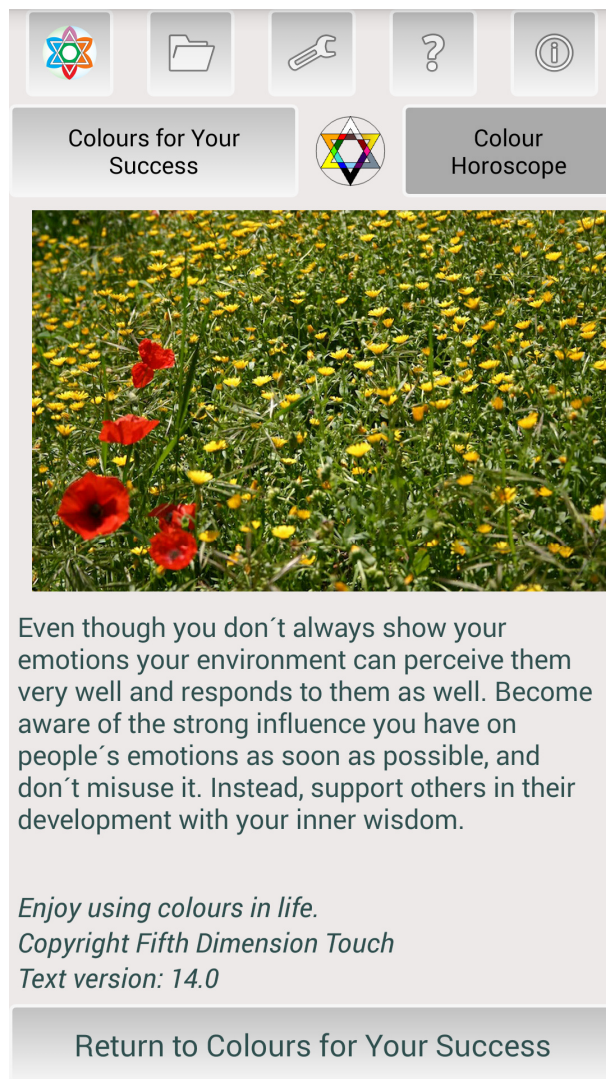
Swipe on text also switches between pages.

Figure 2: Recommendations Activity - Colors for Success



At the end of page is another button that switches between pages as shown in the figure below.

Figure 3: Recommendations Activity - Colors Horoscope



Both page contain additional options in the menu:

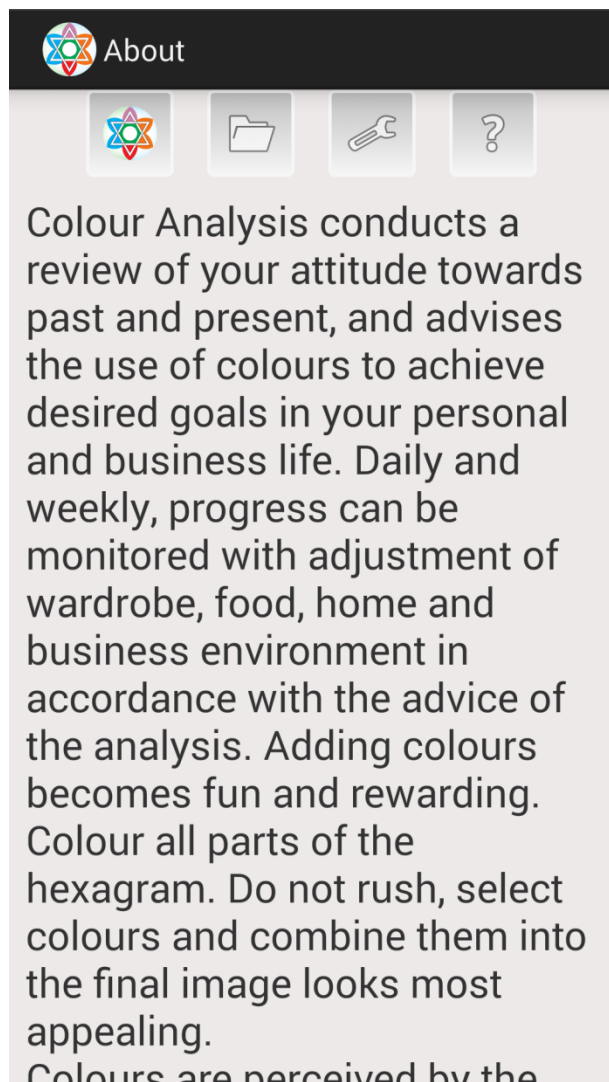
- Increase / decrease font size
- Refresh
- Brief instructions

5. Detailed Instructions and About Activities

These two activities are static containing text and will be enriched with button images. Top row contains buttons that lead to:

- New coloring
- Past colored stars
- settings
- Instructions or About, depending in which activity user is

Figure 4: About activity

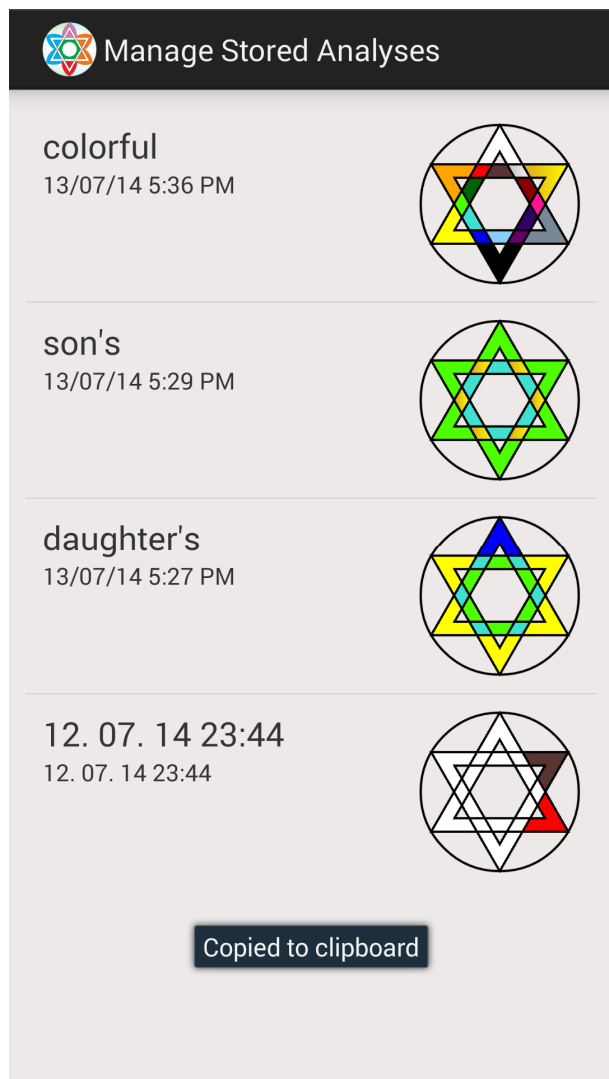


6. Manage Past Color Stars

Manage stored is basic listing of past analysis. Entries have context menu associated with them that contains:

- Load stored
- Delete stored
- Rename
- Use it as a starting point
- Find by name
- Find by date
- Show all / disable filtering

Figure 5: Manage Past Stars



Menu contains following items:

- Find by name
- Find by date
- Show all
- Delete all stored entries
- Clear photo download cache

7. Conclusions

We are excited to receiving your proposals.

For any additional information please contact us at fele.martina@gmail.com.

Kind regards,

Fifth Dimension Touch team