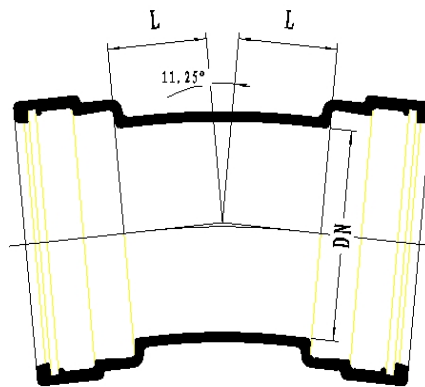




11.25° Double Socket Bends

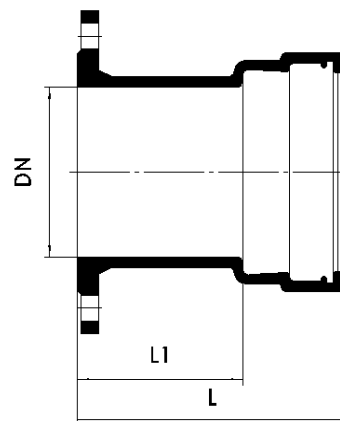
DN	L	KG
50	25	4.7
80	30	7.1
100	30	8.9
150	35	14.8
200	40	22
250	50	30.5
300	55	40.5
350	60	52
400	65	65
450	70	84
500	75	96
600	85	134
700	95	181
800	110	239
900	120	305
1000	130	381
1000	140	525
1200	150	568
1400	130	747
1500	140	1204
1600	140	1007
1800	155	1331
2000	165	1702
2200	190	2183
2400	205	2709
2600	215	3290





Flanged Sockets

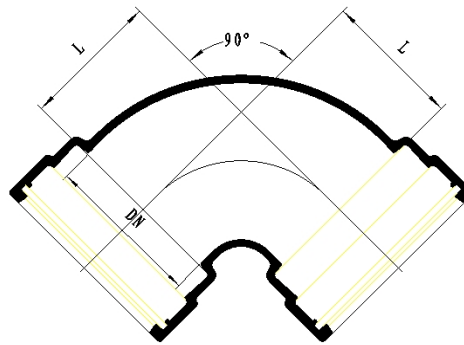
DN	L1	L	Weight
			kg
50	125	202	5.4
80	130	214	7.4
100	130	218	9.0
150	135	229	14.2
200	140	240	20.0
250	145	250	27.5
300	150	260	36.5
350	155	265	48.0
400	160	270	60.0
450	165	285	78.0
500	170	290	93.0
600	180	300	135.0
700	190	340	159.0
800	200		208.0
900	210		258.0
1000	220		324.0
1100	230		413.8
1200	240		521.0
1400	310		723.0
1500	330		857.0
1600	330		989.0
1800	350		1251.0
2000	370		1567.0
2200	390		1034.0
2400	410		2352.0
2600	480		2798.0





90° Double Socket Bends

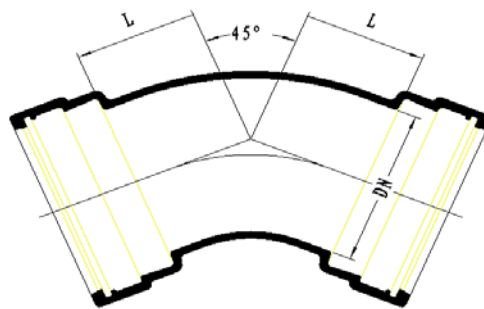
DN	L	KG
50	70	5.3
	85	5.4
80	100	8.6
	85	8.3
100	120	11.4
	100	10.9
150	170	20.5
	130	18.5
200	220	33
	160	29
250	270	48.5
	240	45.5
300	320	68
	280	63
350	370	97.5
400	420	124
450	470	156
500	520	193
600	620	280
700	720	455
800	820	605
900	920	813
1000	1020	1045
1200	1220	1663
1400	1220	1949
1500	1270	2276
1800	1320	3342
2000	1360	4204
2200	1400	
2400	1460	
2600	1520	





45° Double Socket Bends

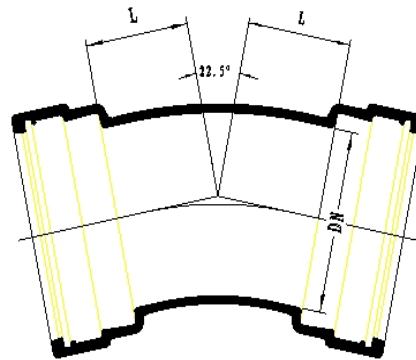
DN	L	KG
50	40	5
	85	5.8
80	55	7.7
	50	7.9
100	65	10.1
	60	10.3
150	85	17.4
	70	16.8
200	110	27
	80	25
250	130	38.5
	135	39
300	150	53
	155	53.7
350	175	70
400	195	89
	185	87.5
450	220	117
	200	113
500	240	139
600	285	202
700	330	282
800	370	378
900	415	496
1000	460	635
1100	505	856
1200	550	986
1400	515	1273
1500	540	2025
1600	565	1740
	560	1731
1800	610	2296
2000	660	2970
2200	710	3962
2400	755	4665





22.5° Double Socket Bends

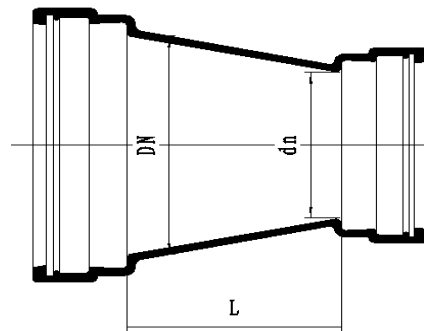
DN	L	KG
50	30	4.8
80	40	7.3
100	40	9.3
150	55	15.9
200	65	24
250	75	33.5
300	85	44.5
350	95	58
400	110	74
450	120	95
500	130	111
600	150	157
700	175	217
800	195	287
900	220	373
1000	240	470
1100	260	644
1200	285	716
1400	260	933
1500	270	1627
1600	280	1659
1800	305	1663
2000	330	2144
2200	355	2707
2400	380	3359
2600	400	4087





Double Socket Tapers

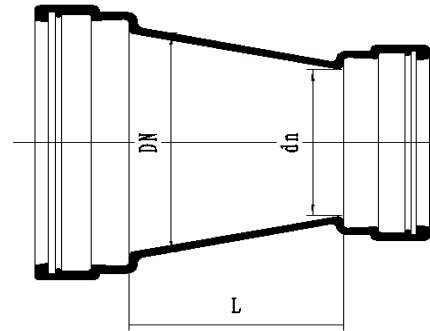
DN	dn	L	KG
80	50	90	7
100	80	90	8.5
		85	8.5
150	80	190	13.5
150	100	150	13.8
200	100	250	20.5
200	150	150	21
		145	20.8
250	150	250	29
		250	29
250	200	150	29
300	150	350	39.5
		370	40.5
300	200	250	39.5
300	250	150	38.5
350	200	360	52
		370	52.7
350	250	260	51
350	300	160	49.5
400	250	360	66
		380	67.6
400	300	260	64
400	350	160	62
		155	62
450	350	260	69.5
		270	70.5
450	400	160	66
500	350	360	98
500	400	260	94
600	400	460	142
600	500	260	131
700	500	480	194
700	600	280	178
800	600	480	252
800	700	280	229





Double Socket Tapers Con't

900	700	480	318
900	800	280	288
1000	800	480	392
1000	900	280	354
1100	1000	280	457
1200	1000	480	570
1400	1200	360	711
1500	1400	260	
1600	1400	360	951
1800	1600	360	1235
2000	1800	360	1566
2200	2000	360	1948
2400	2200	360	2374
2600	2400	360	2877





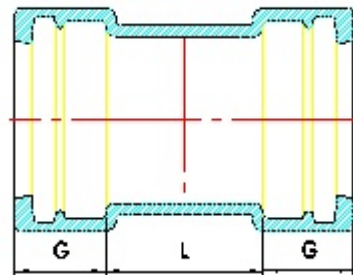
90° Double Socket Duckfoot Bends

DN	T	L	Kg
80	7	100	11.3
100	7.2	120	14.8
150	7.8	170	28.5
200	8.4	220	44.5
250	9	270	68.5
300	9.6	320	100
350	10.2	370	133
400	10.8	420	180
450	11.4	470	230
500	12	520	294
600	13.2	620	442
700	14.4	720	618
800	15.6	820	832
900	16.8	920	1113
1000	18	1020	1435
1000	19.2	1120	1781
1200	20.4	1220	2153



Double Socket Collars

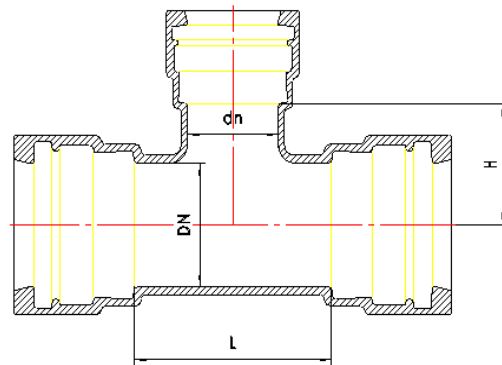
DN	L	KG
50	155	5.4
80	160	7.9
100	225	11.5
	160	9.9
150	195	17
	165	15.9
200	170	23
250	175	31.5
300	180	41
350	185	52
400	190	64
450	195	80
500	200	93
600	210	129
700	220	172
800	230	223
900	240	282
1000	250	349
1100	260	465.8
1200	270	560
1400	340	816
1500	350	829
1600	360	1094
1800	380	1427
2000	400	1818
2200	420	2272
2400	440	2794
2600	460	3390





All Socket Tees

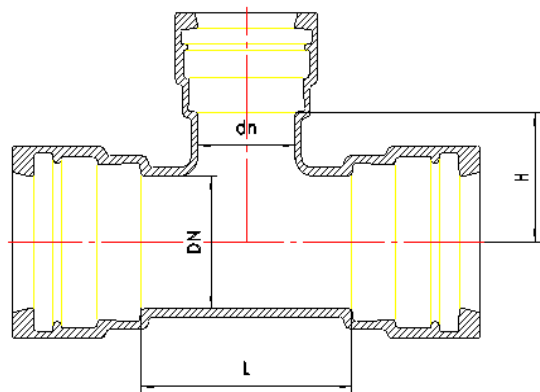
DN	dn	L	H	Weight kg
50	50	130	65	5.6
		155	75	5.9
80	50			
80	80	170	85	12.4
		175	85	12.5
100	80	165	90	14.6
		170	95	14.8
100	100	190	95	16.1
		195	100	16.3
150	80	170	120	21.5
		180	120	21.8
150	100	195	120	23.5
		200	125	23.8
150	150	255	125	28
		260	130	28.3
200	80	175	145	30
		180	145	30.2
200	100	200	145	32
		200	150	32.1
200	150	255	150	37
		260	155	37.4
200	200	315	155	43
		320	160	43.3
250	80	180	170	35.5
		185	185	36
250	100	200	170	34.5
		205	190	35.2
250	150	260	175	59.5
		265	190	60.3
250	200	315	180	66.5
		320	190	67.3
250	250	375	190	53.5
		380	190	53.8
300	80	220	235	48
		205	195	47





All Socket Tees Con't

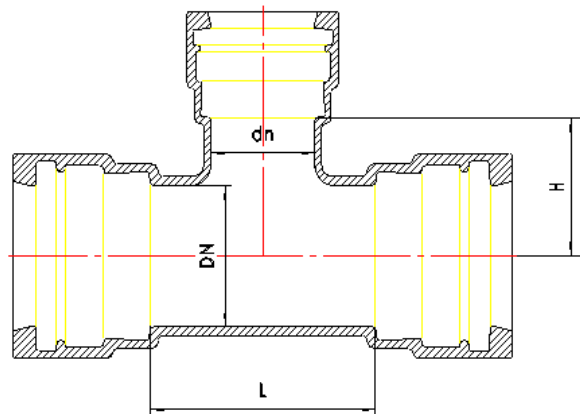
DN	dn	L	H	Weight kg
300	100	205	195	49
		210	220	49.8
300	150	260	200	67.2
		265	220	68
300	200	320	205	75
		325	220	75.6
300	250	375	210	68
		380	220	68.5
300	300	435	220	70.3
		440	220	70.6
350	100	260	265	86.5
350	150	325	270	90.5
350	200	375	275	96.9
350	250	435	285	111
350	300	495	290	124
350	350	210	285	83
400	100	265	290	101
400	150	325	295	105
400	200	375	300	116
400	250	435	310	127
400	300	495	315	137
400	350	560	320	155
400	400	215	320	106
450	100	270	320	117
450	150	325	320	121
450	200	375	325	138
450	250	445	335	146
450	300	495	340	161
450	350	560	345	175
450	400	620	350	190
450	450	215	345	115
500	100	275	345	135
500	150	330	345	139
500	200	380	350	161
500	250	450	360	167
500	300	500	365	187





All Socket Tees Con't

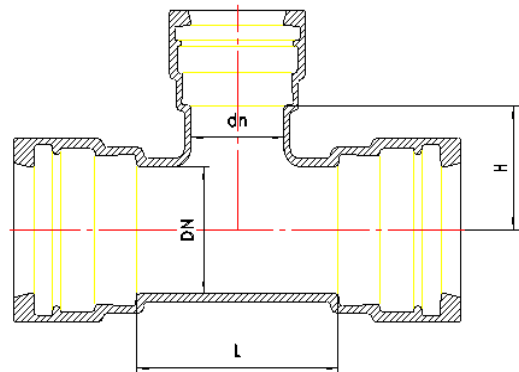
DN	dn	L	H	Weight kg
500	350	565	370	198
500	400	620	375	214
500	450	680	380	231
500	500	220	395	169
600	100	285	395	175
600	150	340	395	175
600	200	380	400	205
600	250	455	410	211
600	300	500	415	246
600	350	570	420	248
600	400	620	425	280
600	450	685	430	296
600	500	800	440	325
600	600	345	445	224
700	100	395	445	241
700	150			
700	200	345	445	289
700	300	575	460	326
700	400	575	470	361
700	500	810	480	380
700	600	810	490	461
700	700	925	500	536
800	100	350	495	287
800	150	350	495	307
800	200	350	495	353
800	300	580	510	399
800	400	580	520	439
800	500	815	530	472
800	600	815	540	629
800	700	1045	550	586
800	800	1045	560	701
900	100	355	545	360
900	150	355	545	386
900	200	355	545	458
900	300	590	570	462
900	400	592	570	556





All Socket Tees Con't

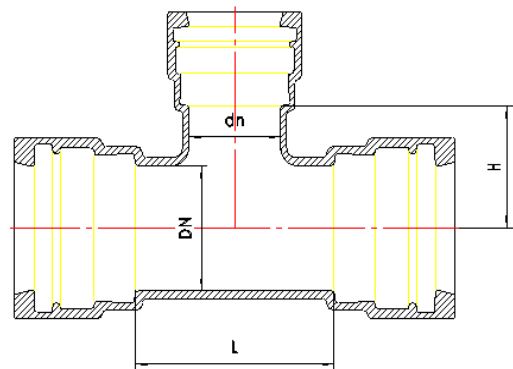
DN	dn	L	H	Weight kg
900	500	820	590	574
900	600	820	590	833
900	700	1050	615	878
900	800	1050	615	903
900	900	1170	625	944
1000	100	360	595	443
1000	150	360	595	474
1000	200	360	595	557
1000	300	595	620	564
1000	400	595	620	672
1000	500	830	640	690
1000	600	830	640	1008
1000	700	1055	665	1081
1000	800	1055	665	1129
1000	900	1290	685	1150
1000	1000	1290	685	1209
1100	200	370	650	710
1100	400	600	670	909
1100	600	830	690	1052
1100	800	1065	715	1313
1100	1000	1295	735	1504
1100	1100	1410	745	1626
1200	100	375	700	648
1200	150	375	700	685
1200	200	375	700	725
1200	300	605	720	816
1200	400	605	720	978
1200	500	840	740	1095
1200	600	840	740	1139
1200	700	1070	765	1390
1200	800	1070	765	1449
1200	900	1300	785	1596
1200	1000	1300	785	1657
1200	1200	1535	805	1900
1400	100	385	820	790
1400	200	385	820	890





All Socket Tees Con't

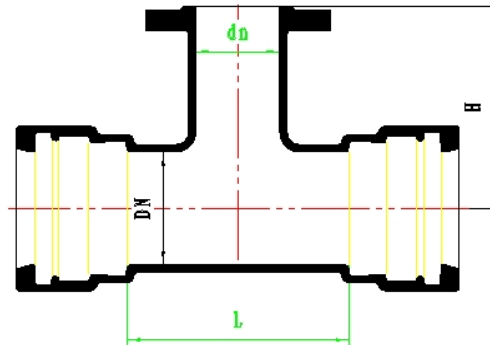
DN	dn	L	H	Weight kg
1400	400	800	820	890
1400	600	1030	840	1096
1400	800	1260	865	1340
1400	1000	1495	885	1527
1400	1200	1725	905	1774
1400	1400	1960	930	2049
1600	100	400	920	2323
1600	200	400	920	
1600	400	810	920	
1600	600	1040	940	
1600	800	1275	962	
1600	1000	1505	985	
1600	1200	1740	1010	
1600	1400	1970	1030	
1600	1600	2200	1050	
1800	100	410	1020	
1800	200	410	1020	
1800	400	820	1020	
1800	600	1055	1040	
1800	800	1285	1065	
1800	1000	1520	1085	
1800	1200	1750	1110	
1800	1400	1980	1130	
1800	1600	2215	1150	
1800	1800	2445	1175	





Double Socket Tees With Flanged Branch

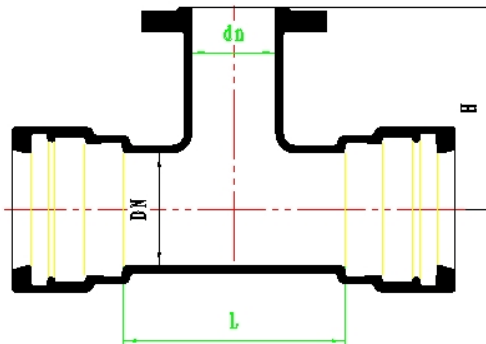
DN	dn	L	H	Weight
				kg
50	50	130	140	8.6
80	50	155	145	12
80	80	170	165	13.5
100	50	170	175	14.6
100	80	170	175	15.8
100	100	190	180	17.2
150	80	170	205	23
150	100	195	210	24.5
150	150	255	220	29.5
200	80	175	235	31.5
200	100	200	240	33.5
200	150	255	250	39
200	200	315	260	46
250	100	200	270	43.5
250	150	255	280	59
250	200	315	290	57
250	250	375	300	66
300	80	180	295	54.5
300	100	205	300	55
300	150	260	310	68.5
300	200	320	320	70
300	25	380	330	81.3
300	300	435	340	91
350	80	185	325	66.4
350	100	205	330	68
350	150	270	340	88.3
350	200	325	350	86
350	250	385	360	114.8
350	300	435	370	113
350	350	495	380	120
400	80	185	355	79.8
400	100	210	360	83
400	150	270	370	102.5
400	200	325	380	102
400	250	385	390	119
400	300	440	400	129.5





Double Socket Tees With Flanged Branch

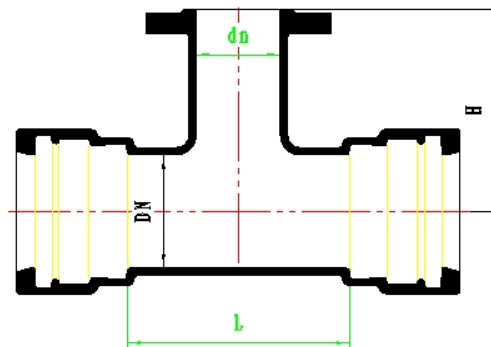
DN	dn	L	H	Weight
				kg
400	350	495	410	146
400	400	560	420	156
450	100	215	390	99
450	150	270	400	119
450	200	330	410	122.6
450	250	390	420	141.8
450	300	445	430	149
450	350	495	440	169
450	400	560	450	181
450	450	620	460	200
500	100	215	420	116
500	150	330	430	137
500	200	330	440	141
500	250	330	440	159
500	300	455	460	171
500	350	500	470	195
500	400	565	480	205
500	450	620	490	228
500	500	680	500	247
600	100	220	480	146
600	150	285	490	177
600	200	340	500	189
600	250	380	510	218
600	300	455	520	216
600	350	500	530	255
600	400	570	540	295
600	450	620	550	293
600	500	685	560	309
600	600	800	580	366
700	100	345	510	242
700	150	345	520	246
700	200	345	525	249
700	300	575	540	300
700	400	575	555	325
700	500	810	570	406
700	600	810	585	445
700	700	925	600	475





Double Socket Tees With Flanged Branch

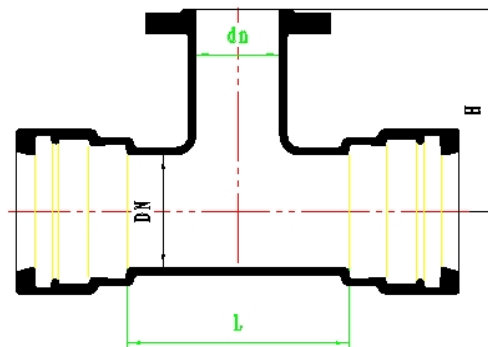
DN	dn	L	H	Weight
				kg
800	100	350	570	304
800	150	350	580	308
800	200	350	585	311
800	300	580	600	371
800	400	580	615	403
800	500	815	630	537
800	600	1045	645	605
800	700	1045	660	635
800	800	1045	675	642
900	100	355	630	378
900	150	355	640	381
900	200	355	645	384
900	300	590	660	455
900	400	590	675	495
900	500	820	690	681
900	600	1170	705	894
900	700	1050	720	803
900	800	1050	735	823
900	900	1170	750	854
1000	100	360	690	461
1000	150	360	700	464
1000	200	360	705	467
1000	300	595	720	552
1000	400	595	735	596
1000	500	830	750	867
1000	600	1290	765	1161
1000	700	1055	780	1000
1000	800	1055	795	1021
1000	900	1290	810	1076
1000	1000	1290	825	1086
1100	200	370	765	782
1100	400	600	795	934
1100	600	830	825	1130
1100	800	1065	855	1335
1100	1000	1295	885	1595
1100	1100	1410	900	1714
1200	100	375	810	676





Double Socket Tees With Flanged Branch

DN	dn	L	H	Weight
				kg
1200	150	375	820	678
1200	200	375	825	682
1200	300	605	840	769
1200	400	605	855	856
1200	500	840	870	973
1200	600	840	885	1027
1200	700	1070	900	1184
1200	800	1070	915	1210
1200	900	1300	930	1427
1200	1000	1300	945	1448
1200	1200	1535	975	1736
1400	100	385	910	1120
1400	200	385	920	1189
1400	400	800	950	1368
1400	600	1030	980	1505
1400	800	1260	1010	1728
1400	1000	1495	1040	1996
1400	1200	1725	1070	2439
1400	1400	1960	1100	2765
1500	600	1035	1035	
1500	1000	1500	1595	
1600	100	400	1020	1261
1600	200	400	1030	1361
1600	400	810	1060	1565
1600	600	1040	1090	1934
1600	800	1275	1120	2211
1600	1000	1505	1150	2522
1600	1200	1740	1180	2863
1600	1400	1970	1210	3186
1600	1600	2200	1240	4607
1800	100	410	1130	
1800	200	410	1140	
1800	400	820	1170	
1800	600	1055	1200	2440
1800	800	1285	1230	2440
1800	1000	1520	1260	3137
1800	1200	1750	1290	





90° Socket Spigot Bends

DN	L	Kg
80	100	7.3
100	120	9.8
150	170	19
200	220	30.6
250	270	44.9
300	320	62.9
350	370	92.8
400	420	114.7
450	470	147.5
500	520	177.8
600	620	257.1
700	720	422.1
800	820	559.5
900	920	769.5
1000	1020	986.4
1100	1120	1122
1200	1220	1564.8
1400	1220	1887.7
1500	1270	2207
1600	1290	2526
1800	1320	3281
2000	1360	4096
2200	1400	
2400	1460	
2600	1520	



45° Socket Spigot Bends

DN	L	Kg
80	55	6.4
100	765	8.5
150	85	15.9
200	110	24.6
250	130	34.9
300	150	47.9
350	175	62.9
400	195	79.7
450	220	108.5
500	240	123.8
600	285	179.1
700	330	249.1
800	370	332.5
900	415	453
1000	460	576
1100	505	781
1200	550	888
1400	515	1212
1500	540	1956
1600	565	1640
1800	610	2235
2000	660	2862
2200	710	3625
2400	755	4457
2600	805	5425



22.5° Socket Spigot Bends

DN	L	Kg
80	40	6
100	40	7.7
150	55	14.4
200	65	21.6
250	75	29.9
300	85	39.4
350	95	50.9
400	110	65
450	120	87
500	130	96
600	150	134
700	175	184
800	195	242
900	220	330
1000	240	411
1100	260	569
1200	285	618
1400	260	872
1500	270	1558
1600	280	1159
1800	3.5	1602
2000	330	2036
2200	355	2570
2400	380	3151
2600	400	3792



11.25° Socket Spigot Bends

DN	L	Kg
80	30	5.8
100	30	7.3
150	35	13.3
200	40	19.6
250	50	26.9
300	55	35.4
350	60	44.9
400	65	55.7
450	70	75
500	75	81
600	85	111
700	95	148
800	110	194
900	120	262
1000	130	322
1000	140	450
1200	150	470
1400	130	686
1500	140	1135
1600	140	907
1800	155	1270
2000	165	1594
2200	190	2046
2400	205	2501
2600	215	2994



Socket Spigot Tapers

DN	dn	Kg
100	80	6.8
150	80	13.5
150	100	12.3
200	100	18.1
200	150	18.6
250	150	25.4
250	200	25.4
300	150	34.4
300	200	33.4
300	250	33.4
350	200	44.9
350	250	43.9
350	300	42.4
400	250	56.7
400	300	54.7
400	350	52.7
450	350	61
450	400	57.5
500	350	82.8
500	400	78.8
600	400	119
600	500	108
700	500	161
700	600	145
800	600	207
800	700	184
900	700	275
900	800	245
1000	800	333
1000	900	295
1100	1000	382
1200	1000	472
1400	1200	650
1500	1400	
1600	1400	851
1800	1600	1174



Spigot Socket Tapers

DN	dn	Kg
100	80	7.2
150	80	12.2
150	100	12.2
200	100	18.9
200	150	19.5
250	150	27.5
250	200	26.6
300	150	38
300	200	37.1
300	250	34.9
350	200	49.6
350	250	47.4
350	300	44.4
400	250	62.4
400	300	58.9
400	350	54.9
450	350	62.4
450	400	56.7
500	350	90.9
500	400	84.7
600	400	133
600	500	115
700	500	178
700	600	155
800	600	229
800	700	196
900	700	385
900	800	243
1000	800	347
1000	900	311
1100	1000	398
1200	1000	511
1400	1200	613
1500	1400	
1600	1400	890
1800	1600	1135



Socket Spigot Tees With Socket Branch

Dn	dn	L	H	Kg
80	80	107	85	11.4
100	80	170	95	13.6
100	100	190	95	14.9
150	80	170	120	20.9
150	100	195	120	22.9
150	150	255	125	27.4
200	80	175	145	28.9
200	100	200	145	30.9
200	150	255	150	35.9
200	200	315	155	41.9
200	80	200	210	41.3
200	100	200	215	45.6
250	150	255	220	57.1
250	200	315	225	61.6
250	250	375	230	69.6
300	100	205	235	51.5
300	150	260	240	65
300	200	320	245	69
300	250	375	250	82.7
300	300	435	260	87.5
350	100	205	260	66.1
350	150	260	265	82.1
350	200	325	270	86.1
350	250	375	275	99.1
350	300	435	285	106.6
350	350	495	290	119.6
400	100	210	285	76.9
400	150	265	290	94.9
400	200	325	295	98.9
400	250	375	300	118
400	300	435	310	121
400	350	495	315	139
400	400	560	320	149
450	100	215	320	107
450	150	270	320	112
450	200	325	320	116



Socket Spigot Tees With Socket Branch

Dn	dn	L	H	Kg
450	250	375	325	138
450	300	445	335	147
450	350	495	340	162
450	400	560	345	170
450	450	620	350	185
500	100	215	345	115
500	150	275	345	124
500	200	330	345	128
500	250	380	350	155
500	300	450	360	156
500	350	500	365	186
500	400	565	370	187
500	450	620	375	212
500	500	680	380	220
600	100	220	395	157
600	150	285	395	158
600	200	340	395	161
600	250	380	400	190
600	300	455	410	194
600	350	500	415	225
600	400	570	420	231
600	450	620	425	274
600	500	685	430	287
600	600	800	440	308
700	100	345	445	224
700	150	345	445	241
700	200	345	445	264
700	300	575	460	301
700	400	575	470	336
700	500	810	460	380
700	600	810	490	435
700	700	925	500	511
800	100	350	495	287
800	150	350	495	307
800	200	350	495	317
800	300	580	510	363
800	400	580	520	403



Socket Spigot Tees With Socket Branch

Dn	dn	L	H	Kg
800	500	815	530	472
800	600	815	540	593
800	700	1045	550	640
800	800	1045	565	665
900	100	355	545	360
900	150	355	545	386
900	200	355	545	429
900	300	590	570	490
900	400	590	570	527
900	500	820	590	720
900	600	820	590	804
900	700	1050	615	840
900	800	1050	615	874
900	900	1170	625	915
1000	100	360	595	443
1000	150	360	595	474
1000	200	360	595	515
1000	300	595	620	594
1000	400	595	620	630
1000	500	830	640	860
1000	600	830	640	966
1000	700	1055	665	1020
1000	800	1055	665	1087
1000	900	1290	685	1100
1000	1000	1290	685	1167
1100	200	370	650	
1100	400	606	670	854
1100	600	830	690	997
1100	800	1065	715	1258
1100	1000	1295	735	1449
1100	1100	1410	745	1571
1200	100	375	700	648
1200	150	375	700	685
1200	200	375	700	725
1200	300	605	720	816
1200	400	605	720	903
1200	500	840	740	966



Socket Spigot Tees With Socket Branch

Dn	dn	L	H	Kg
1200	600	840	740	1064
1200	700	1070	765	1243
1200	800	1070	765	1374
1200	900	1300	785	1582
1200	1000	1300	785	1582
1200	1200	1535	805	1825
1400	100	385	820	790
1400	200	385	820	890
1400	400	800	820	1096
1400	600	1030	840	1304
1400	800	1260	865	1527
1400	1000	1495	885	1774
1400	1200	1725	905	2049
1400	1400	1960	930	2323
1600	100	400	920	
1600	200	400	920	
1600	400	810	920	
1600	600	1040	940	
1600	800	1275	965	
1600	1000	1505	985	
1600	1200	1740	1010	
1600	1400	1970	1030	
1600	1600	2200	1050	
1800	100	410	1020	380
1800	200	410	1020	380
1800	400	820	1020	380
1800	600	1055	1040	380
1800	800	1285	1065	380
1800	1000	1520	1085	380
1800	1400	1980	1130	380
1800	1600	2215	1150	380
1800	1800	2445	1175	380



Double Socket Level Invert Tees With Flanged Branch

DN	dn	L	H	Weight
				kg
200	80	245	250	39.5
250	80	250	275	49.5
300	80	255	300	62
350	100	280	325	83
400	100	280	350	97.5
450	100	285	375	115
500	100	290	400	134
600	100	295	450	173
700	150	360	500	296
800	150	365	550	360
900	150	370	600	467
1000	200	435	650	569
1100	200	440	700	725
1200	20	445	750	840
1400	200	460	850	
1500	200	465	900	
1600	400	700	950	
1800	400	715	1050	
2000	400	725	1150	
2100	400	730	1200	
2200	400	735	1250	
2400	400	750	1350	
2600	400	760	1450	



Socket Spigot Tees with Flanged Branch

DN	dn	L	H	Weight
				kg
80	80	170	165	12.5
100	80	170	170	14.6
100	100	190	180	16
150	80	170	205	224
150	100	195	210	23.9
150	150	255	220	28.9
200	80	175	235	30.4
200	100	200	240	32.4
200	150	255	250	37.9
200	200	315	260	44.9
250	80	200	270	45.1
250	100	200	270	41.6
250	150	255	280	57.1
250	200	315	290	57
250	250	375	300	67.1
300	100	205	300	52
300	150	260	310	65.5
300	200	320	320	67
300	250	375	330	85.5
300	300	435	340	88
350	100	205	330	63.6
350	150	260	340	83.1
350	200	325	350	81.6
350	250	375	360	106
350	300	435	370	109
350	350	495	380	116
400	100	210	360	76.9
400	150	265	370	95.9
400	200	325	380	95.9
400	250	375	390	120
400	300	435	400	123
400	350	495	410	146
400	400	560	420	150
450	100	215	395	93.8
450	150	270	400	114
450	200	325	410	117



Socket Spigot Tees With Flanged Branch

DN	dn	L	H	Weight
				kg
450	250	375	420	130
450	300	445	430	144
450	350	495	440	168
450	400	560	450	176
450	450	620	460	195
500	100	215	420	105
500	150	275	430	126
500	200	330	440	130
500	250	380	450	155
500	300	450	460	160
500	350	500	470	185
500	400	565	480	194
500	450	620	490	227
500	500	680	500	236
600	100	220	480	129
600	150	285	490	160
600	200	340	500	172
600	250	380	510	195
600	300	455	520	199
600	350	500	530	240
600	400	570	540	246
600	450	620	550	288
600	500	685	560	303
600	600	800	580	349
700	100	345	510	210
700	150	345	520	214
700	200	345	525	217
700	300	575	540	296
700	400	575	555	300
700	500	810	570	406
700	600	810	585	445
700	700	925	600	450
800	100	350	570	261
800	150	350	580	264
800	200	350	585	268
800	300	580	600	351



Socket Spigot Tees With Flanged Branch

DN	dn	L	H	Weight
				kg
800	400	580	615	365
800	500	815	630	537
800	600	815	645	567
800	700	1045	660	594
800	800	1045	675	604
900	100	355	630	338
900	150	355	640	341
900	200	355	645	350
900	300	590	660	455
900	400	590	675	466
900	500	820	690	681
900	600	820	705	745
900	700	1050	720	770
900	800	1050	735	782
900	900	1170	750	809
1000	100	360	690	415
1000	150	360	700	417
1000	200	360	705	420
1000	300	595	720	521
1000	400	595	735	554
1000	500	830	750	867
1000	600	830	765	931
1000	700	1055	780	982
1000	800	1055	795	988
1000	900	1290	810	1014
1000	1000	1290	825	1044
1100	200	370	765	727
1100	400	606	795	879
1100	600	830	825	1048
1100	800	1065	855	1280
1100	1000	1295	885	1540
1100	1100	1410	900	1659
1200	100	375	810	676
1200	150	375	820	678
1200	200	375	825	765
1200	300	605	840	769



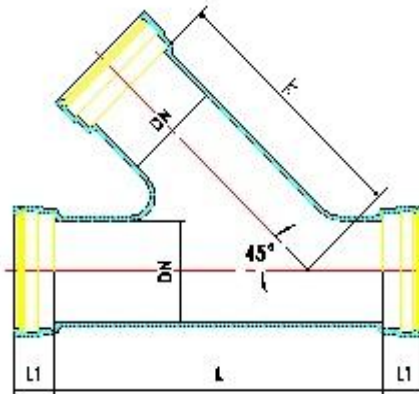
Socket Spigot Tees With Flanged Branch

DN	dn	L	H	Weight
				kg
1200	400	605	855	835
1200	500	840	870	890
1200	600	840	885	952
1200	700	1070	900	1095
1200	800	1070	915	1135
1200	900	1300	930	1314
1200	1000	1300	945	1373
1200	1200	1535	975	1943
1400	100	385	910	1120
1400	200	385	920	1189
1400	400	800	950	1368
1400	600	1030	980	1479
1400	800	1260	1010	1702
1400	1000	1495	1040	1970
1400	1200	1725	1070	2475
1400	1400	1960	1100	2765
1600	100	400	1020	1261
1600	200	400	1030	1361
1600	400	810	1060	1565
1600	600	1040	1090	1879
1600	800	1275	1120	2156
1600	1000	1505	1150	2467
1600	1200	1740	1180	2808
1600	1400	1970	1210	3130
1600	1600	2200	1240	3551
1800	100	410	1130	1742
1800	200	410	1140	1842
1800	400	820	1170	2042
1800	600	1055	1200	2449
1800	800	1285	1230	2776
1800	1000	1520	1260	3146
1800	1200	1750	1290	3585
1800	1400	1980	1320	3807
1800	1600	2215	1350	4277
1800	1800	2445	1380	4735



All Sockets Tee with 45° Angle Branch

DN	K	L	KG
50			
80	375	500	19
100	405	540	25.5
150	480	640	45.5
200	560	735	71.5
250	640	830	106
300	715	930	151
350	790	880	169
400	870	970	209
450	950	1060	281
500	1025	1140	347
600	1180	1310	511
700	1280	1250	





All Socket Crosses

DN	dn	L	H	Kg
100	100	190	95	19.8
150	100	195	120	26.6
150	150	255	125	33.6
200	100	200	145	34.2
200	150	255	150	41.7
200	200	315	155	50.9
250	100	200	170	44.9
250	150	260	175	57.9
250	200	315	180	64.2
250	250	375	190	75.1
300	100	205	195	55.7
300	150	260	200	71.1
300	200	320	205	77.6
300	250	375	210	93.3
300	300	435	220	101
305	200	320	235	91.7
350	250	380	240	110
350	300	440	245	123
350	350	195	250	187
400	200	325	255	108
400	250	385	265	130
400	300	440	270	142
400	350	500	275	157
400	400	560	280	177
500	250	390	315	174
500	300	450	320	191
500	350	505	325	207
500	400	565	330	223
500	500	680	340	272
600	300	455	370	249
600	350	510	375	267
600	400	570	380	278
600	500	685	390	330
600	600	800	400	399
700	350	520	425	413
700	400	575	430	447



All Socket Crosses

DN	dn	L	H	Kg
700	500	690	440	520
700	600	810	450	607
700	700	925	460	712
800	400	580	480	548
800	500	700	490	682
800	600	815	500	725
800	700	930	510	831
800	800	1045	525	963
900	500	705	540	757
900	600	820	550	859
900	700	935	560	969
900	800	1050	575	1105
900	900	1170	585	1262
1000	600	825	600	1011
1000	700	940	610	1130
1000	800	960	625	1276
1000	900	1175	635	1432
1000	1000	1290	645	1612
1100	700	950	660	1312
1100	800	1065	675	1459
1100	900	1180	685	1622
1100	1000	1295	695	1803
1100	1100	1410	705	2011
1200	800	1070	725	1677
1200	900	1185	735	1847
1200	1000	1300	745	2034
1200	1100	1420	755	2246
1200	1200	1535	765	2497
1400	900	1200	835	2261
1400	1000	1315	845	2468
1400	1100	1430	855	2683
1400	1200	1545	865	2940
1400	1400	1780	890	3446



Caps

DN	T	K&R	Kg
80			7.3
100	18		8.5
150	18		14.1
200	18		19.8
250	19.5		27.4
300	23		42.8
350	24	315	61.7
400	25	370	76.3
450	26	420	93.7
500	27	460	107
600	29.5	565	132
700	31	665	202
800	33	760	275
900	35	860	
1000	37	960	353
1100	39	1060	454
1200	41	1160	813
1400	43	1260	1018



Plugs

DN	DE	T	t	K&R	L	Kg
100	118	18	7.2		200	4.5
150	170	18	7.8		225	4.5
200	222	18	8.4		250	14.8
250	274	19.5	9		250	21.5
300	326	23	9.6		275	33.5
350	378	24	10.2	315	275	45.5
400	429	25	10.8	370	275	56
450	480	26	11.4	420	275	68.5
500	532	27	12	460	275	81
600	635	29.5	13.2	565	300	112
700	738	31	14.4	665	300	193
800	842	33	15.6	760	300	259
900	945	35	16.8	860	350	337
1000	1048	37	18	960	350	437
1200	1255	41	20.4	1160	350	783
1400	1462	43	22.4	1260	350	1078