




TMEZ-SC

Single-head / Cylinder type

Flagship model



Simpler, Smarter Embroidery.

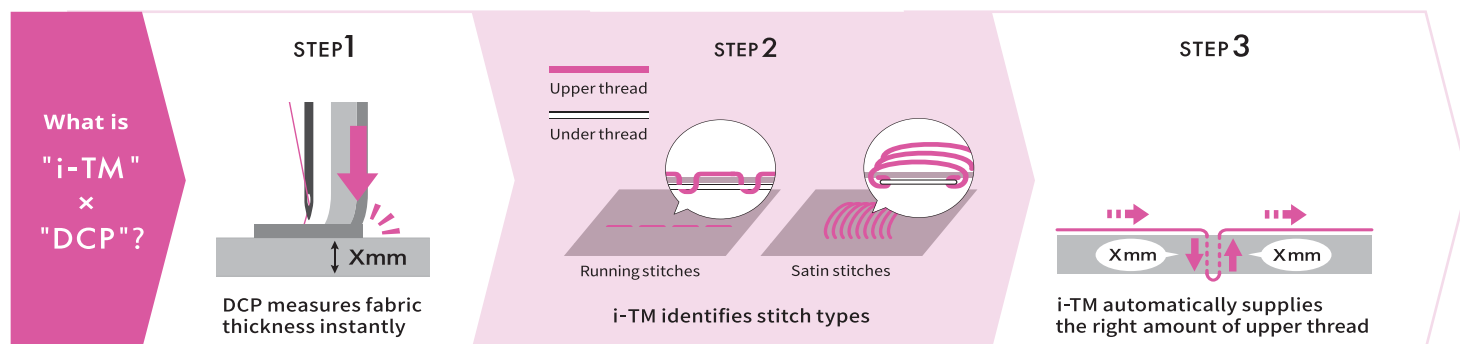


REALIZE YOUR VISION

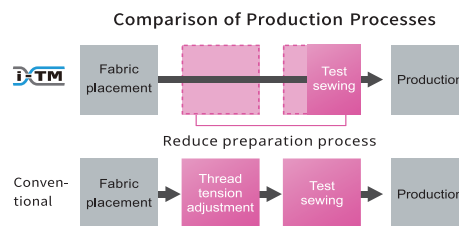
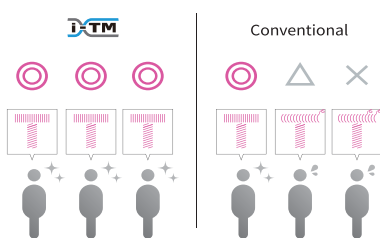
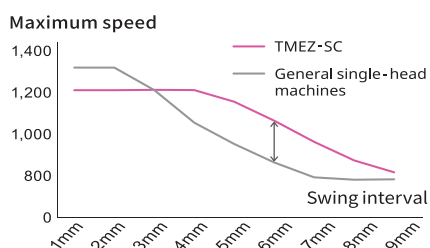
TMEZ-SC can be the perfect solution for anyone in the embroidery business. Equipped with Tajima's latest and most advanced technologies, this model automatically produces personalization and enables anyone to perform professional - quality embroidery. It is also possible to launch an embroidery business at an early stage.



MECHANISM



IMPACT Stable Quality & Productivity Improvements



Maintains max RPM up to 4mm stitch

Generally, the longer the stitches, the lower the RPM, but the key is not to slow down too much for 3mm-7mm stitches, which are most commonly used for embroidery. TMEZ-SC maintains the highest RPM up to 4mm stitching and does not excessively reduce RPM for stitches between 3mm to 7mm.

Always the same finish, even if the operator changes


Operators no longer need to make adjustments according to various conditions such as design, material, and humidity. With i-TM and DCP, stable production is always possible, regardless of operator skill.

Significantly reduced order-to-delivery lead time

The time required for trial sewing and adjustment can be reduced, and the speed can be increased with less worry of thread breakage, resulting in an estimated 30% reduction in processing time (compared to conventional machines).


CASE STUDY Anyone can automatically embroider stable, high quality stitches

CASE1 : Lace embroidery






In lace embroidery with both satin and running stitches, i-TM automatically calculates the upper thread amount, ensuring beautiful stitching with voluminous satin stitches and tight running stitches, without overcrowding.

CASE2 : 3D embroidery



The thickness of the urethane foam is measured for each stitch, DCP automatically applies proper pressure based on material thickness changes and the amount of thread supplied is automatically adjusted, allowing you to sew voluminous 3D embroidery without excessively crushing the urethane foam.





CUSTOMER REVIEWS

AI Embroidery Machine Case Studies




“Our capacity has doubled, and we are now able to meet high demands without compromising quality.”



C.C. Creations

Tajima’s AI technology “i-TM” and the automatic presser foot “DCP” handle a wide range of fabrics, from burlap to stretch materials, while greatly improving clarity in lettering and the precision of fine details. Thread trimming is highly accurate, directly contributing to both quality improvement and workflow efficiency. Since implementation, production speed has increased by about 25%, and interruptions due to thread breaks or adjustments have been eliminated. QC (quality control) processes have also been simplified, saving time and removing bottlenecks. In addition, with expanded equipment, embroidery capacity has doubled, enabling stable response to even the highest demands.




“Thread breaks and fabric puckering have decreased, allowing us to handle large orders with confidence.”



Glaucus Co., Ltd.

In addition to single-head models, the factory introduced a six-head AI embroidery machine “TMEZ-KC” to strengthen production capacity. This enables speedy production even for large-volume orders such as hotel towels and bathrobes, or company uniforms. Troubles such as fabric puckering have been eliminated, ensuring efficient embroidery. Towels, in particular, show beautifully clean results, with fewer thread breaks. Even though embroidery threads can vary in quality - even under the same product number - the TMEZ handles them all reliably.



Cloud Service Case Studies




“Errors in data creation for custom embroidery services have decreased, and productivity has improved.”



Tabio Nara Co., Ltd. Birthplace

The cloud service reduced the effort of data creation and minimized human errors, leading to fewer product losses. Customers enjoy creating their own unique socks while previewing the result on the order screen, which enhances satisfaction. Order information is automatically converted into embroidery data, allowing staff to load it directly into the machines for smooth and accurate processing. The time once spent on data creation has been greatly reduced, significantly boosting . After implementation, customization expanded from simple name embroidery to illustrations and collaboration designs, monthly orders increased from 500 to 3,000 pairs.




“One of the greatest benefits was being able to consult on everything instantly - from factory integration to in-store operations.”



LACOSTE JAPAN CO., LTD

When launching the online customization service “MY LACOSTE” in Japan, the service scope was further expanded. The number of characters available for embroidery increased, and the range of customization was broadened. While this made production more demanding, it was only possible thanks to Tajima embroidery machines. From online orders to direct data transfer to the machines, everything is handled seamlessly, enabling dozens of embroidery jobs to be processed quickly each day. In addition, since Tajima develops not only machines but also software in - house, it has been a great advantage to consult comprehensively on both factory integration and in - store operations.



PulseIQ – the innovative cloud service that accelerates embroidery production efficiency

With embroidery machines always connected to the network, various tasks in embroidery production, from design management to progress tracking, are centralized. Smartphone - based embroidery operation can significantly enhance both efficiency and quality.

PulseIQ provides a new embroidery experience while reducing production costs.



Flexibility Powered by the Cloud

No need for USB transfers or manual copying. By centralizing all data in the cloud, teams of any size can access and share information from inside or outside of the company. This reduces daily preparation and data management tasks, enabling flexible and speedy production without the limits of distance or environment.



Smart Production Management through Visualization


Visualize the operation of multiple machines and processes to gain a clear overview of factory performance. Detect workload imbalances or stoppages early, and flexibly optimize layouts and workflows. This enables swift operations and a stable, adaptive management system that responds effectively to change.



Instant Alerts for Reliable Operation

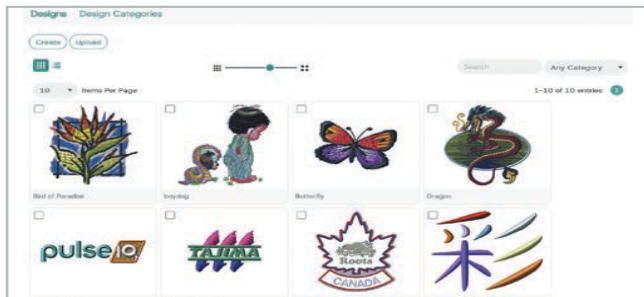
Push notifications (*1) instantly capture embroidery completion or machine stoppages. You can respond immediately when the machine stops, preventing unnecessary downtime. Notifications let even small teams work on other tasks while keeping machines running reliably.





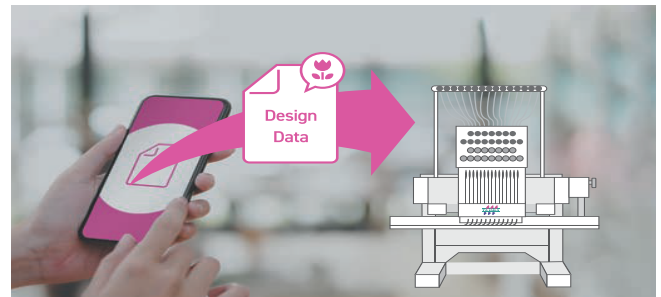
*1) Some features (such as push notifications and dashboard) require an additional paid option.

*2) To use PulseIQ functions from a mobile device, a dedicated paid app is required.



Embroidery Design Management & Editing

Equipped with a dedicated embroidery data management database. Large volumes of designs can be efficiently managed through search, tag classification, and preview functions. In addition, thread colors can be edited directly in the cloud without using specialized software.



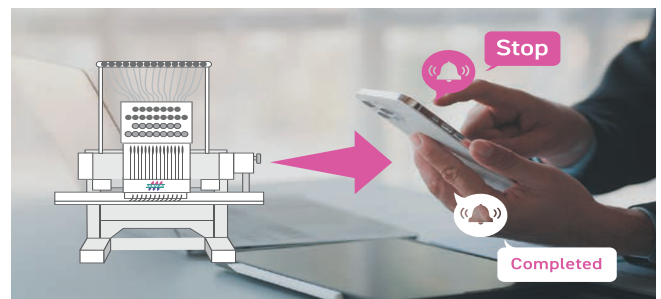
Send Designs from Your Smartphone

Embroidery data stored in the cloud can be sent directly from the dedicated mobile app (*2). USB-based data management is no longer required, and design previews as well as data retrieval can be smoothly handled via smartphone.



Smarter Progress Tracking at a Glance

Operating status is visualized in real time, allowing production operations and progress to be managed remotely. Design order changes and adjustments can be handled smoothly. In addition, by using the dashboard (*1), managing multiple embroidery machines becomes simple.



Push Notifications for Completion/Stop (Paid Option)

By linking with the mobile app (*2), embroidery status such as completion or thread breakage is instantly notified via push notifications (*1). This enables quick status awareness even from a remote location.



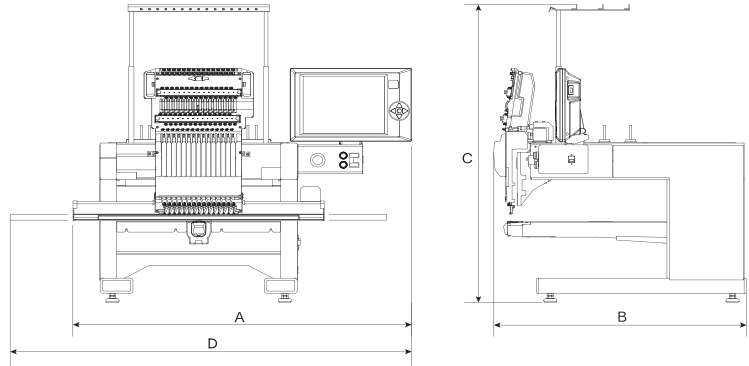
SPECIFICATION

Model	Needles	Embroidery field (D×W)					A	B	C	D
		Border Frame	Wide Cap Frame	Cap Frame	Tubular Frame	Pocket Frame	Width	Depth	Overall Height	Overall Width
TMEZ-S0901C	9	360×500mm	75×360mm	83×180mm	335×453mm	45×80mm	1,030mm	770mm	977mm	1,205mm
TMEZ-S1201C	12					80×55mm				
TMEZ-S1501C	15									

Maximum speed	Max 1,200rpm
Power	Single-phase 100-120 V / 200-240 V 50Hz / 60Hz
Power consumption	160w
Weight	95kg

OPTION

Sequin device ESQ-C	Seed beads device
Multi cording device II	Lame attachment
Position marker	Laser cross marker
Beam sensor	LED light
Under thread winder	Stand tray



* The actual embroidery area and embroidery speed may vary depending on the items being produced, the machine model, and the embroidering conditions.
* Please inquire for details on options and embroidery frames.

Optional Frame Lineup

Reinforced tubular frame

The newly-designed arms have been made 3 times more rigid than the conventional type, easily supporting of heavy items like jackets.



Tubular Frame (standard)

Faster, beautiful embroidery on caps

Reinforcement of the cap frame support structure has contributed to stabilization of the embroidery finish, by dramatically increasing the maximum rotation speed up to 1,000 rpm.



Cap Frame



M- Frame



Air Type
Clamp Frame 2



X-Extension Unit
(360 x 1,200mm)



Sock Frame



Air Type
Pocket Frame



Pocket Frame



WWW.HSI.US | CARE@HSI.US | 800.394.4426

Order Consumables & Accessories From Hirsch shop.hsi.us

