



MSY

LADY GITA

49.26 M





*MSY*

# Lady Gita

BUILT 2019

LOA 49.26 M

BEAM 8.66 M

CRUISING SPEED 10 KTS

GUESTS 12

CABINS 6

CREW 8



# LADY GITA



BUILT: 2019 ~ LOA: 49.26 M ~ BEAM: 8.66 M ~ CRUISING SPEED 10 KTS ~ GUESTS : 12 ~ CABINS: 6 ~ CREW: 8




# MASTER CABIN



2 MASTER CABINS: MASTER CABINE No. 1 WITH HIS AND HERS TOILET – 27.5 m<sup>2</sup> SIZE

# MASTER CABIN



MASTER CABINE No. 6 WITH WALK IN WARDROBE - 28.5 m<sup>2</sup> SIZE



## DOUBLE CABIN



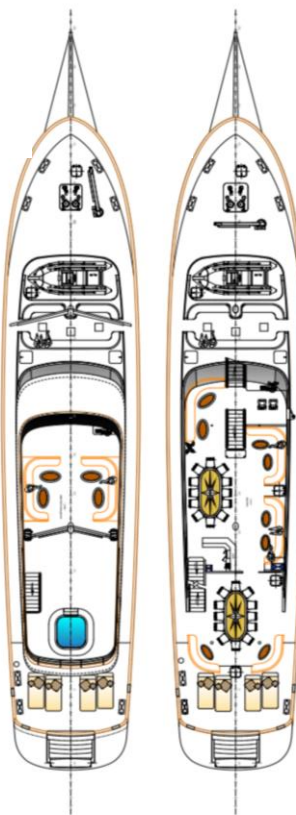
2 DOUBLE BED CABINES: No. 2 AND No.3 – EACH 17.2 m<sup>2</sup> SIZE

# CONVERTIBLE CABIN



2 CONVERTIBLE BED CABINS: No. 4 AND No. 5 – EACH 17.2 m<sup>2</sup> SIZE





## GENERAL

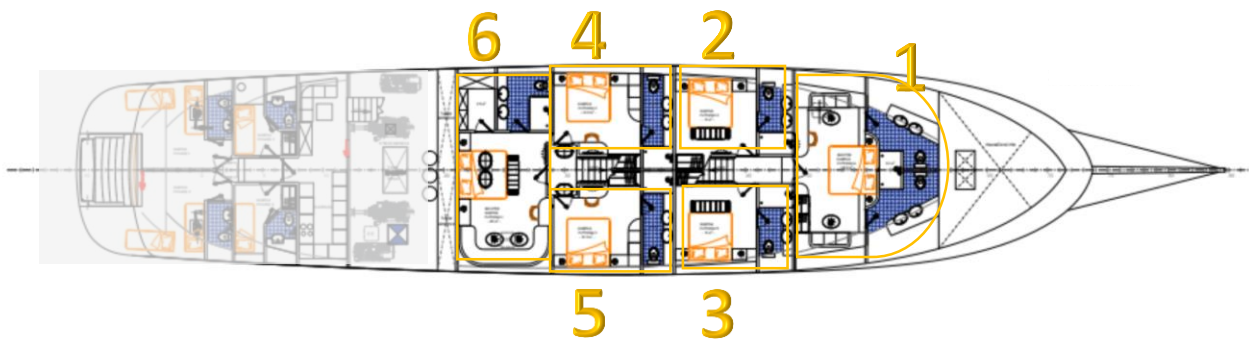
LOA:	49,26 m
LOD:	43,26 m
Beam:	8,66 m
Draft:	3,60 m
Built:	2019.
Hull construction:	Steel
Deck material:	Teak
Engines:	2 x 355 HP Cummins
Electricity:	12 V / 24 V / 220 V
Air condition:	In all closed spaces, separate control
Generators:	2 x Yanmar 35 Kw, 1 x Iveco 75 Kw
Cruising speed:	10 kts
Maximum speed:	12 kts
Crew:	8
Cruising area:	Mediterranean

## AMENITIES

Jacuzzi, swim platform, music & TV, Satellite TV, DVD player in salon, Bluetooth connection, iPod / smartphone / device Hookups, Wi-Fi internet, Library

## WATER TOYS

WaveRunner, Water ski for adults and children, Wakeboard, Kneeboard, SUP board x 3, kayak for 1 pax x 2, donut, snorkeling equipment



## ACCOMODATION

Number of guests:	12
Number of cabins:	6
Master cabins:	No. 1, No. 6
Double cabins:	No. 2, No. 3
Convertible cabins:	No. 4, No. 5





MSY  
Lady Gita