

# Contractor Portal

---

James Hough  
Mae Tech Uk Ltd

## Overview

The tech contractor market is thriving, with an ever increasing demand for highly skilled individuals for short to medium term projects. Currently a contractor is forced to use agents to acquire new contracts and projects. However agents have little to no experience or knowledge of the technological requirements for a project. Agents also can play client and contractor off against each other in order to secure a higher payday for themselves.

The concept of the contractor portal is to allow clients to directly source contractors and for contractors to be able to communicate directly with clients. The contractor, client relationship is a business to business interaction and the portal is designed to facilitate this.

## Goals

1. Allow client businesses to post projects that reach specific contractors that meet the technological requirements of the project.
2. Contractors can see projects (not positions) which are tied to their specific skill sets
3. Projects will be private to prevent agents from poaching and cold calling

## Specifications

The portal will have two specific use cases, client & contractor (service provider) within these two roles the users will be able to manage accounts and projects.

The platform will be web based, all meaningful interactions with the website will require user registration and logging in.

### Client

- Will be free for a client to sign up to the site
- The primary login id will be a verified email address.
- Required signup details

- Company name
- Company Address
- Contact Phone number
- Contact Name
- User Picture (company logo)
- Clients can create project listings, these are the roles that are required to be filled by contractors
- Project Listing details
  - Project Title
  - Project duration
  - Location: On Site / Remote Working / Mixed
  - Project rate (Hourly / Daily) **need to recommend rate**
  - Description of Project
  - Project State: New / Existing/ Maintenance
  - Skills List (Comma separated list of key skills)
  - Required start date
- Project listings will become “Pay to Post”
- Once a project is live.
  - Possible to edit a listing in first 48hrs
  - Posting will be live for 30 days
  - See how many times a project has been viewed
  - Close a listing
- Client can pay to see profiles or active clients with matching skills
  - Client can contact contractor to make them aware of their project listing

## Contractor (Service Provider)

- Free to sign up
- The primary login id will be a verified email address.
- Required Signup details
  - Name
  - Address
  - Company Name (Not required)
  - Trading Status (Limited Company, Sole Trader)
  - Location Requirements (Remote, On-Site, Mixed)
  - Contact Number
  - Skills List (Comma separated list of key skills)
  - Personal Statement Area
  - LinkedIn Profile
  - Profile Picture

- Current Status (Actively Looking for Contracts, Not Looking)
  - Day Rate & Hourly Rate
- Once logged in, contractor will be able to see all projects that match their profile
  - It will be possible for a contractor to view details of project
  - Contractor can contact client to register interest
- It should be possible for the Contractor to edit their profile & skills
- It is not possible for a contractor to view all projects, only projects that match their skill set

## Milestones

### I. Domain Name

Find a suitable domain name, should be short and easy to remember.

### II. Design the user flow

A flow chart detailing the user journey through the website

### III. Source quotes for implementation

Need to gather quotes and find a provider for the initial prototype of the website

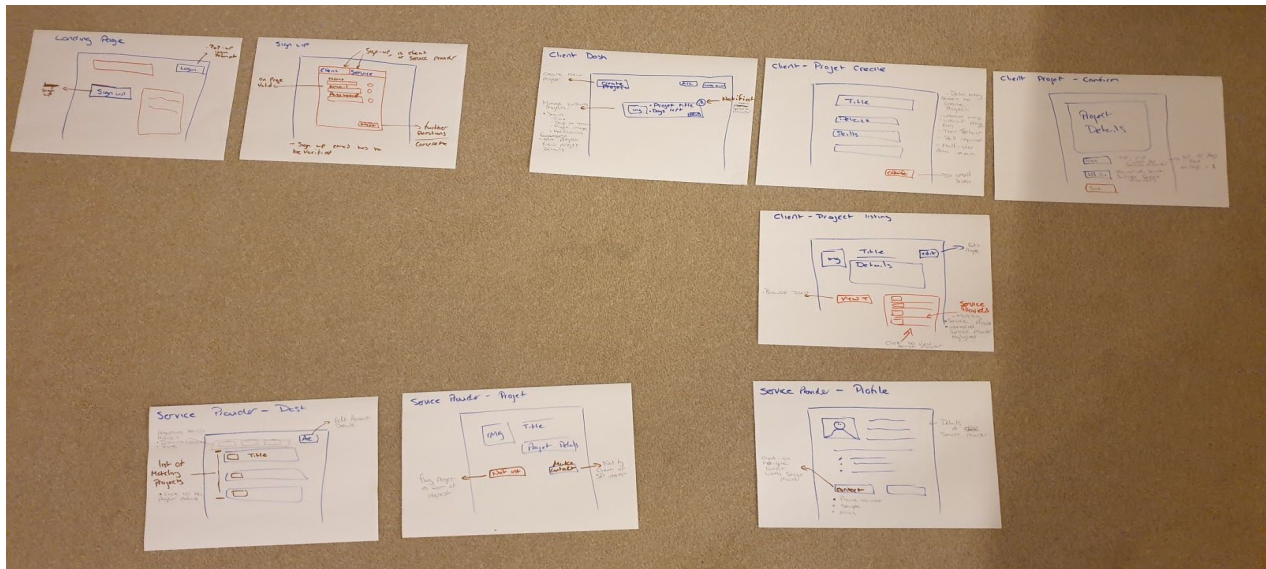
## Relevant Competition

Hired (<https://hired.co.uk>) - Similar concept to get talent directly to clients but aimed at permanent roles and is mainly concerned with US

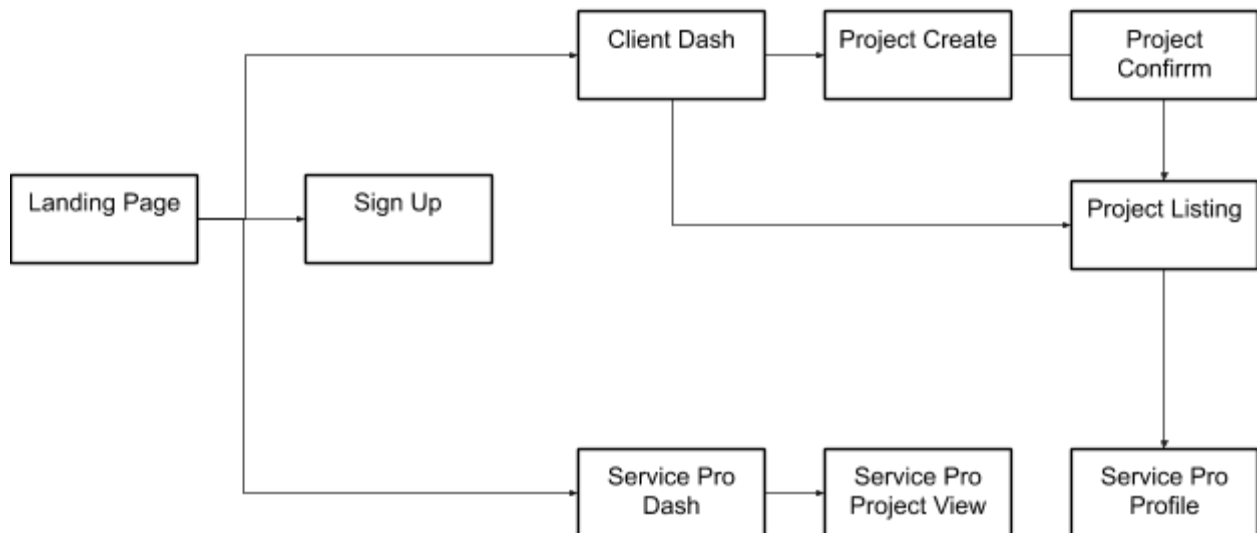
## Domain Name

Getdev.co.uk

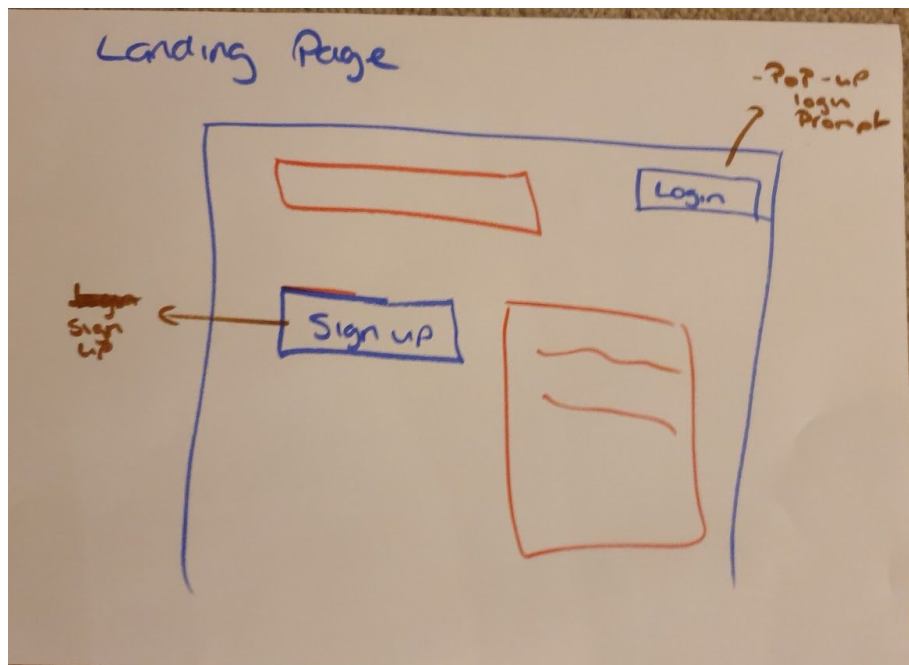
## UX Flow



Key System Flow (Other flows and views exist)

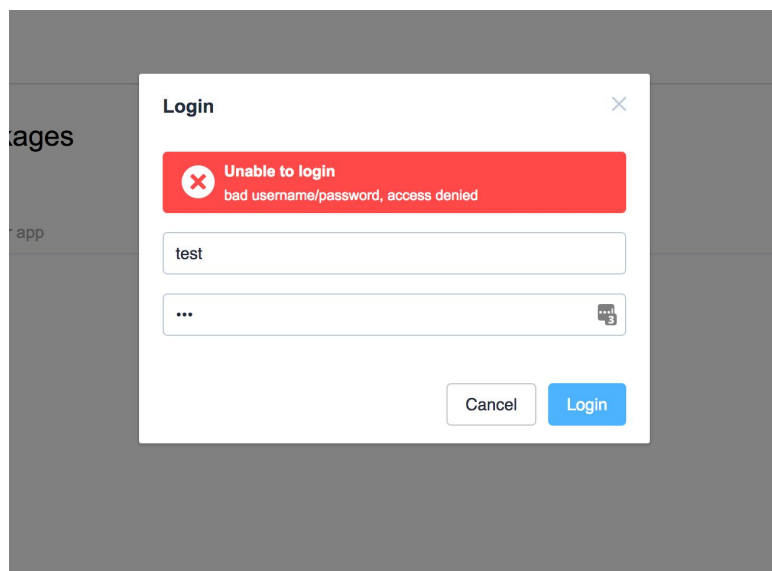


## Landing Page



This is the first point of contact with the service, this page should be clear and professional.

- Simple clear to locate (separate) sign up buttons for Client and Service Provider
- Clear Login button (One login button)
- Area for headings that text
- Login dialog is floating dialog on same page e.g,



## Registration Pages

Sign Up

Sign-up, is client or Service Provider

Client Service

Name

email

Password

Next

On Page Valid

further Questions

Complete

- Sign up email has to be verified

There will be two variants of this page, one for clients and one for service providers

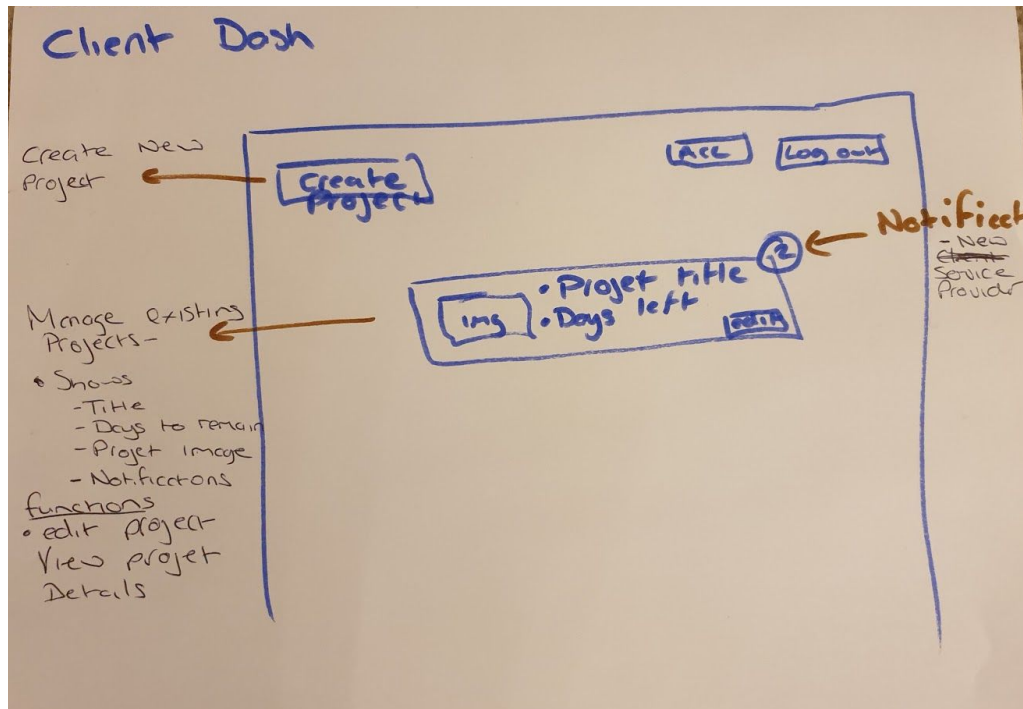
- Standard Registration form
- Tabular selection to choose between client or service provider sign up
- Additional question / Inputs on additional pages
- On page validation of required fields
- Email verification required before first login
- Captcha protection

## Login Page

Standard login, page requiring email and password entry.

- Remember user logged in for 30 days
- Password reset via email if user needs password reset

## Client Dashboard



This is the page presented to clients upon successful login.

- List Active Projects
  - Show basic stats (number of views, number of contacts)
- Functionality
  - Edit Project
  - View Project Details
  - See contact from Service providers
  - Resume Draft Project creation
- List upto three previous projects
- Links to:
  - Create new Project
  - Edit Client profile details (Password Change, etc)
  - Logout



## Client - Create Project

Client - Project Create

- Data entry screen to create Project

- upload image

- upload project files

- Text format

- Skill required

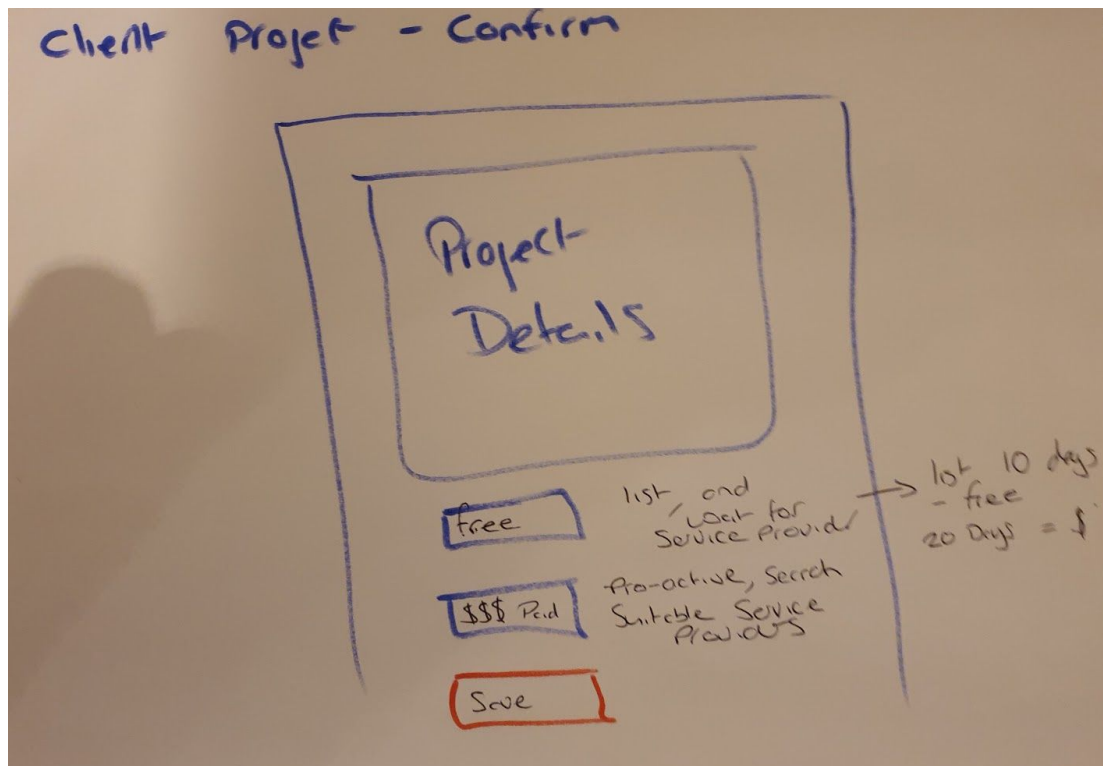
- Multi-step data input

Save / Complete → Upsell Screen

This is the page used to create a new project, this will be question based on establishing the project requirements

- Q1 - Project Title
- Q2 - Project Start date "When do you require the project to start"
- Q3 - Location "Do you require the provider onsite?"
- Q4 - What "What service do you require?"
- Q5 - Price "What is your budget? Daily/Hourly "
- Upload Supporting Files
- Save Project to Complete later (Draft)
- Save / Complete Project

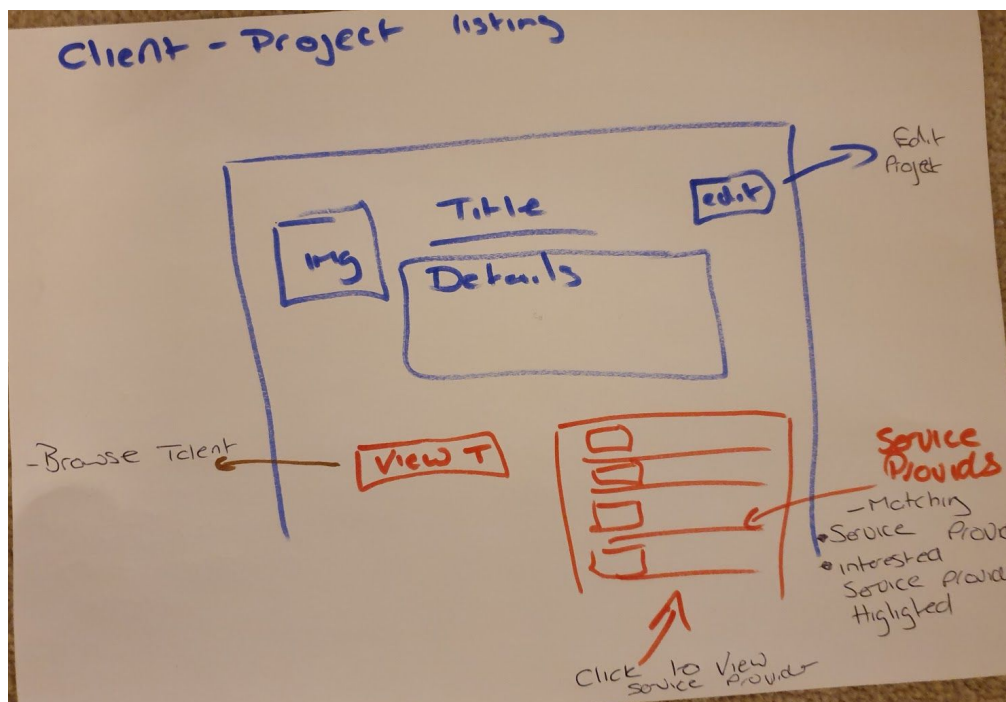
## Client - Project Confirm



Final screen displayed when saving a completed project

- Displays the details of the project for confirmation
- Provides options to post the project
  - Free/Low cost - Basic listing
  - Paid / Pro-active - Premium listing with active Service provider head hunting
  - Save to Post later

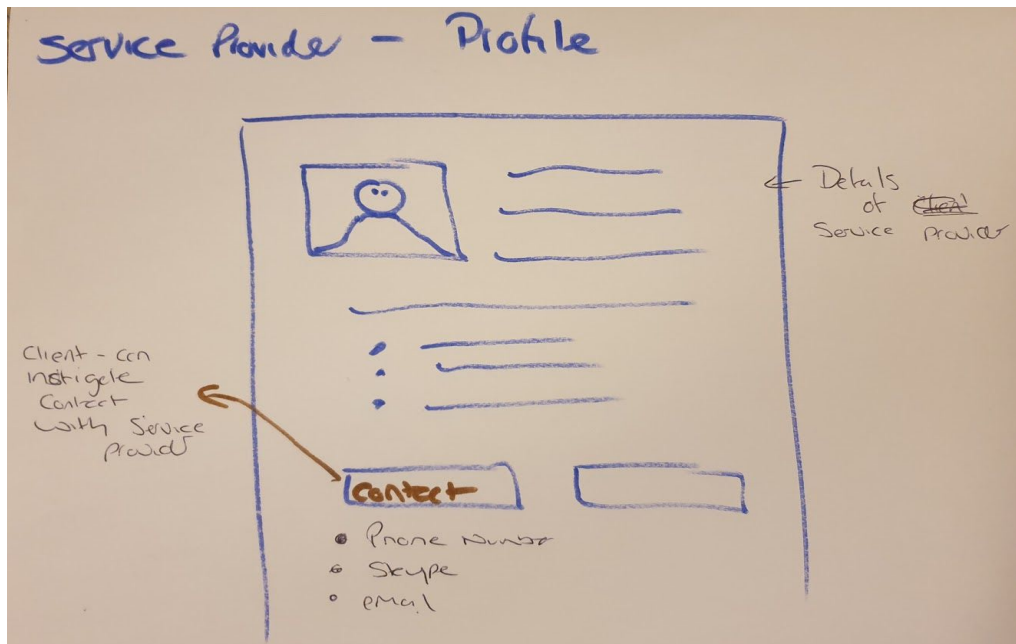
Client- Project listing



### Client - Project listing page

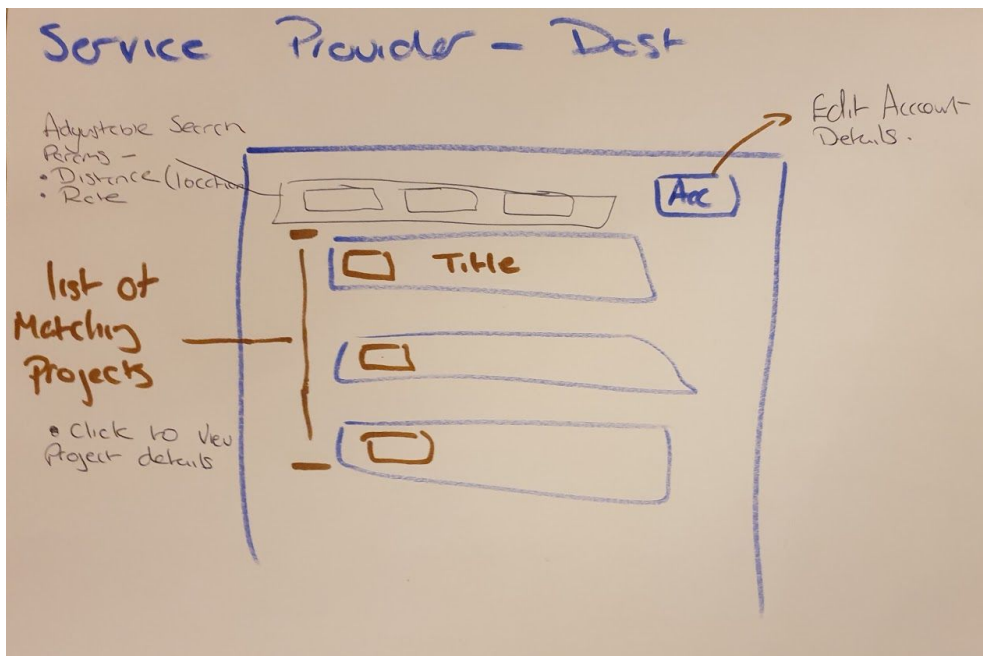
- Provides details of active project
- Displays stats
  - Number of View
  - Number of Contacts
- Lists matching service providers
  - Highlights providers who have indicated interest in project
- Ability to browse relevant talented Service providers

### Service provider - Profile



- Lists details about the service provider
- Provides links to contact the provider
  - Email 'Project' to Service provider

## Service Provider - Dashboard

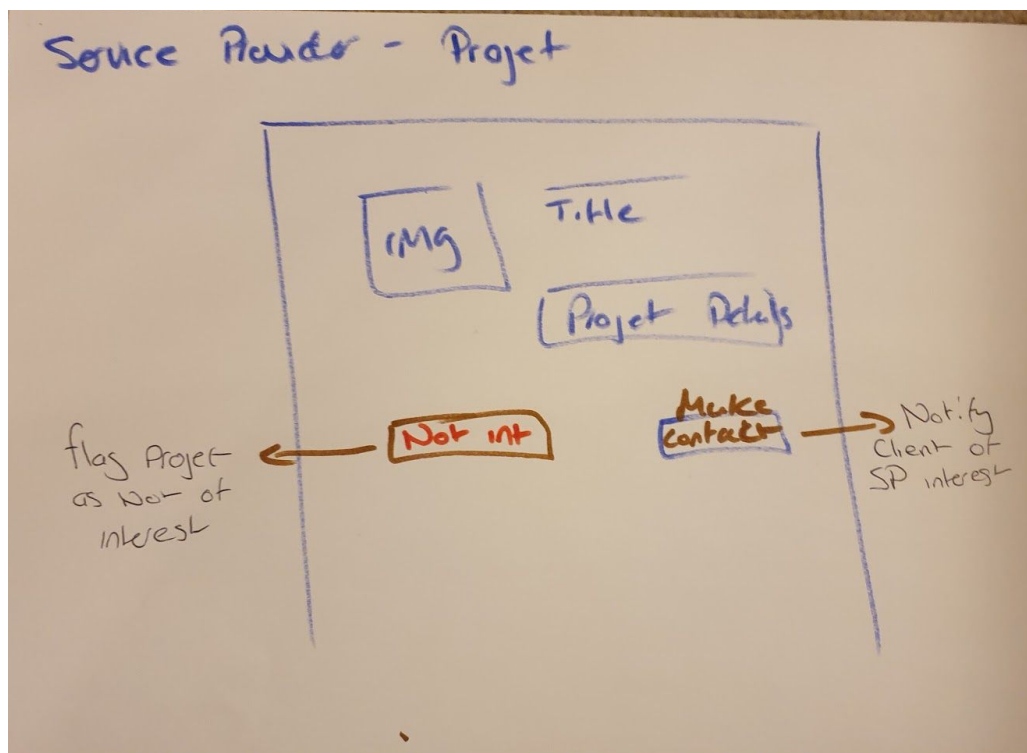


This is the landing point for a Service providers successful login

- Lists matching projects that are suitable based on their skills

- Click on project to View Details
  - Click a "Not Interest" button to hide project
- Links to
  - Logout
  - Edit Account
- Ability to search wider pool of projects
  - Adjustable search parameters
    - Distance
    - Rate

## Client - Project Listing



## Display screen for a Project

- Project details
- Ability to download attached files
- Buttons to
  - Make contact with Client (notify client of interest)
  - Mark as not of interest

## UI Style / Concepts / Ideas

Here are a few examples of styles and color schemes that may fit.




## UI Text Content

Current practice is for there to be an agent involved in the sourcing process, however:

- Agents don't always put forward the most suitable candidate.
- Agents don't understand the technical aspects of a project
- Agents don't always act in the best interest of either the service provider or the client
- Agents take a recurring fee, upto 40% per day.
- An Agent based contract is more likely to be inside IR35 rules
- Agents will stipulate contract lengths, rather than project lengths.
- Agents will withhold details and manipulate details to push a contract

[Client] With get dev, you as a business can get access to a pool of talent, without the need for the middleman. Reducing costs, improving transparency and making business arrangements directly with the service providers.

- No recurring Agent fees
- Direct contact with vetted & talented service providers.
- Flexible terms to match your project
- Visibility of available service providers, allowing future planning of projects
- See the talent pool, not a subset



[Service Provider] Take control of your business, by taking away the need for agents. Top service providers do *\*not\** need an agent. Your talent can sell itself, get dev puts you in front of potential clients without the smoke screen thrown up by agents.

Get Devs gives you as a service provider access to projects, that match your skill set. Browse the curated list of available and up-coming projects that have been selected based on your skills. Register interest, notify clients of availability all without the need of a middleman.

- Reach potential clients directly
- See project outlines, from the start. Only register interest in projects you wish
- Take short term gigs, to large scale projects
- Set your rate and terms without an Agent creating conflict.