



Phone: 708-824-1915

Email: service@rdoor.com

4745 W. 136th Street, Crestwood, IL 60045

PREVENTIVE MAINTENANCE FOR DOCK SYSTEMS

There are two main reasons to have your dock equipment regularly and properly maintained:



Improve up-time, reduce maintenance costs, extend equipment life.

Dock systems are made with components that need inspecting, cleaning, lubrication, adjustment, and possibly replacement during the equipment's normal lifecycle. They often operate in harsh environments where they are susceptible to damage from transport vehicles and materials handling equipment. Finding and fixing small problems before they become big problems is money well-spent.



To comply with safety law.

Although often overlooked, there **are** OHS/OSHA workplace safety requirements for dock systems, and improperly functioning or configured dock equipment, especially vehicle restraint systems, can create significant safety liability exposure. Your dock equipment should always be included in your Safety Program, and be maintained to manufacturers' specifications.

Why choose Reliable Door & Dock?

Reliable Door & Dock uses SafedoorPM, a PM and safety compliance program designed specifically for commercial door and dock systems, that enables us to do a better job maintaining your dock equipment. Here's how:

- ▶ **The right PM work, at the right times.** Our service technicians use SafedoorPM's powerful mobile app to perform and record PM work. With its on-board expert system of manufacturers' maintenance standards and practices, SafedoorPM helps us ensure your dock equipment receives the right PM and service work ... no more, no less.
- ▶ **Keep costs down.** SafedoorPM's mobile app enables our technicians to work more productively by giving them detailed PM work instructions at their fingertips, and efficient ways to include notes and explanatory photographs.
- ▶ **Safety compliance.** SafedoorPM is specifically designed to meet *Occupational Health & Safety* standards, reduce safety liability, and fit easily into your Safety Program.
- ▶ **Complete transparency and detailed, no-hassle record-keeping.** Your PM records are available how you want them: hard copies, electronic files, or accessible 24/7 in the Cloud through SafedoorPM's Customer Portal, including all PM history and the work instructions / standards & practices pertinent for your dock equipment.

During a SafedoorPM, we will **inspect, check, clean, lubricate, adjust, and test your dock equipment, including the dock leveler, vehicle restraint system and canopies/shelters**. All mechanical, sensory and structural elements, settings, and controls will be assessed and graded. We'll pay special attention to critical components affecting reliability and safety, and ensure all systems are functioning properly.

We'll provide you with **detailed inspection records** that clearly identify any corrective work needed to address critical safety hazards or operational problems. Any corrective service work will proceed only with your authorization. Quotations and estimates are provided.

To ensure your dock equipment remains properly maintained, we'll **recommend an ongoing PM schedule**, keep track of the PM calendar, and contact you as the next PM interval approaches.

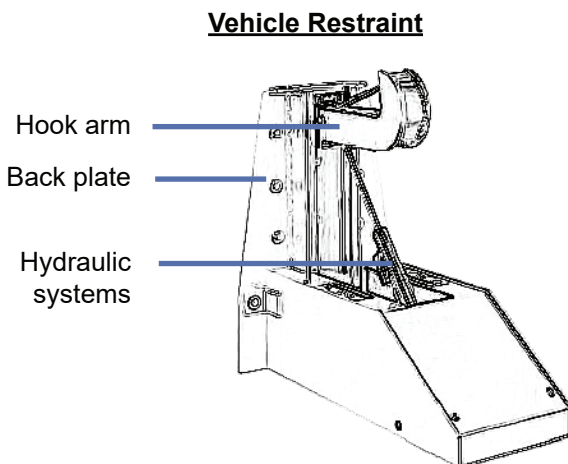
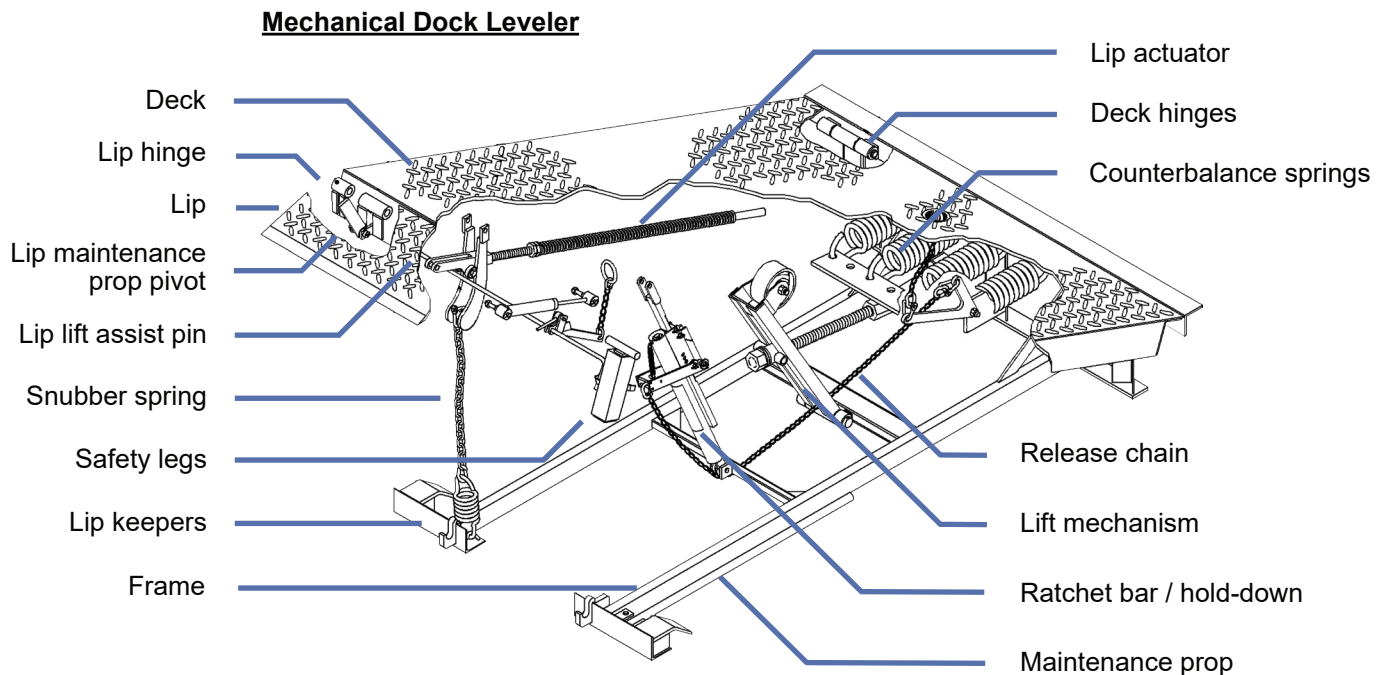
All of your **PM records will be securely stored** on SafedoorPM's cloud-based Customer Portal, where you can access them 24/7.

OSHA / OSH Standards

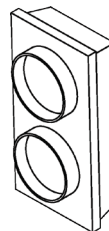
OSHA requirements for dock equipment fall under **Section 5(a)(1) of the Act**, the General Duty Clause, and **OSHA standard 29 CFR 1910.178(k)(1) and (m)(7)** with subsequent OSHA instructions. These standards require dock equipment to be installed, configured and maintained so as not to constitute a recognized hazard that is or is likely to cause death or serious harm, as well as include a mechanical means to secure trucks or trailers to a loading dock.

There are several “crushing” and “fall” hazards that have been associated with dock equipment including: (1) lack of proper vehicle restraints resulting in truck drivers pulling away from the dock while the materials handling operator is still in the trailer, (2) lack of proper vehicle restraints resulting in ‘trailer creep’ at the dock, (3) entrapment from lowering or falling under a leveler .

Typical Dock System



Exterior Stop / Go Light



Dock Bumper



Reliable Door & Dock

For more information, please call us at **708-824-1915**
or email: **service@rdoor.com**

Visit us at www.rdoor.com

