




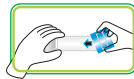


## CLEANING INSTRUCTION

Clean the spacer at least once a week by following steps:  
(Do not clean with boiling or hot water as this will damage your spacer)

step 1	step 2	step 3	step 4	step 5	step 6
1.Remove back piece and face mask.Do not remove valves during cleaning.	2.Soak all the parts for 15 minutes in lukewarm water with liquid detergent. Agitate gently.	3.Rinse in clean water.	4.Shake out excess water. Do not rub dry.	5.Let air dry in vertical position.	6.Replace back piece when unit is completely dry and ready for use.
					

Taian Character Polymer Co., Ltd.  
West Part of Yitianmen Street, Hi-tech Zone, Taian  
Shandong, China 271000  
Fax: 0086-538-8931969 Tel: 0086-538-8931968  
sales@charamedical.com www.charamedical.com

CE  
TÜV Rheinland  
ISO13485:2012  
MADE IN CHINA








Free-breath®

# Spacer for Aerosol

Anti-static KRT-01 175ml

Adult Mask Included

## DIRECTIONS FOR USE (Single Patient Use Only)

step 1	step 2	step 3	step 4	step 5
1.Look inside both end of spacer for any objects.	2.Remove the cap from MDI canister and place the mask connector over chamber's mouthpiece until it fits securely.	3.Insert MDI and shake well.	4.Place the mask over your nose and mouth securely; exhale completely; press MDI and immediately inhale slowly. Hold breath for 8-10 seconds.	5.Follow instructions supplied with the inhaler (MDI) on amount of time to wait before repeating steps 3-5 as prescribed.
				

**TIPS:** Give praise and rewards. Use toys to 'pretend' to use the chamber to make it look like a game if child is not so obedient.  
◆ Please use under doctor's instruction. ◆ This spacer is unsterilized. ◆ To be used with metered dose inhaler only.  
◆ Do not leave the spacer unattended with children. ◆ Patients with severe asthma and breathing difficulties should not use this spacer to inhale drug.  
◆ It is recommended that the spacer should be replaced with a new one after one year of use.  
◆ Under the normal storage and using method, this spacer for aerosol comes with three months' guarantee and two years' storage of expiry date.



Free-breath®

# Spacer for Aerosol

Anti-static KRT-01 175ml

Adult Mask Included

SPACER

Batch No.:  
Mfg. Date:  
Exp. Date:

2 3 4 5 6 7 8 9 10  
14B-11-040 2014.12.24 ZJ/WWX Y2006I008A

