

This is to design 4 screens for Pronto Diary Android App. Pronto Diary is private Diary, Journal, Notes & Todo List app for professionals and home users.

The main goal of this design are

1. Good user experience
2. Good app design

Diary app, Notepad app and Todo List are common app category so the goal of this design is to create a simple, intuitive and elegant design. I have included my own attempt as example

Here is the app icon as guide - **Bonus - Free free to create new app icon to match your design. I am open to any color.**

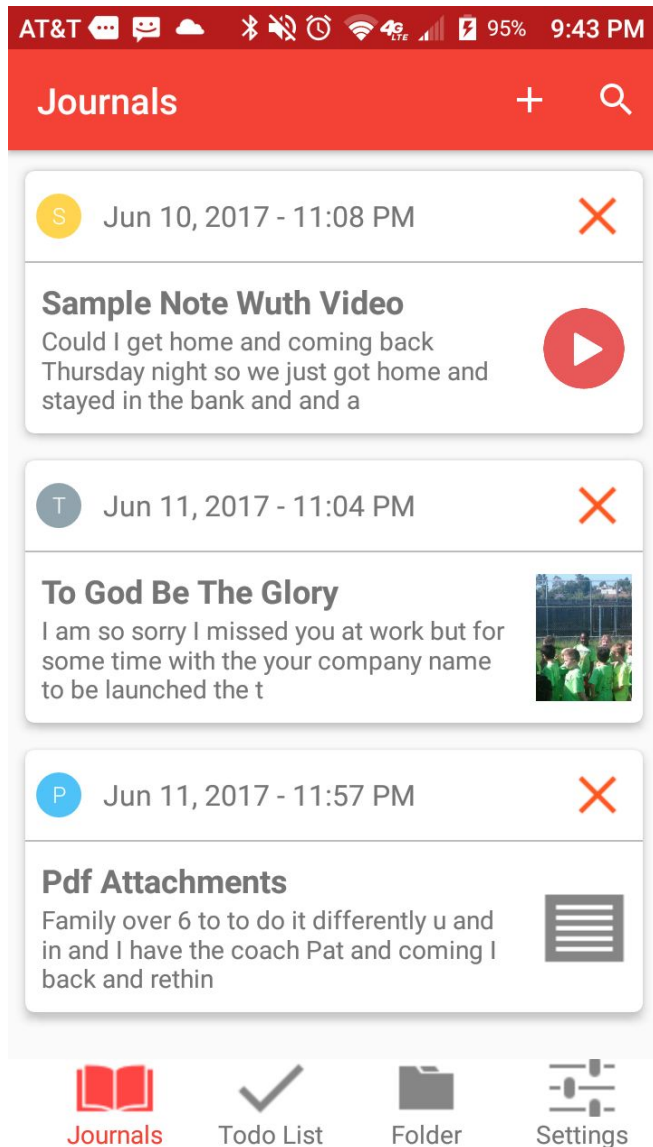


Screen 1 - Home Screen/ Journal List Screen

The screen serves as both the home screen as well as the screen that displays a list of notes also known as Journals or Diary. The current design has a bottom navigational layout, however I am open to designs that uses Navigation Drawer if it increases user experience.

The main goal of this screen is communicate the summaries of each note without being too cluttered. Each note can have a image, audio, video or file attachment. In addition each note can be assigned to a folder such as Personal, Work, Home, etc. Also each note can be assigned to a tag/label such as priority level, etc

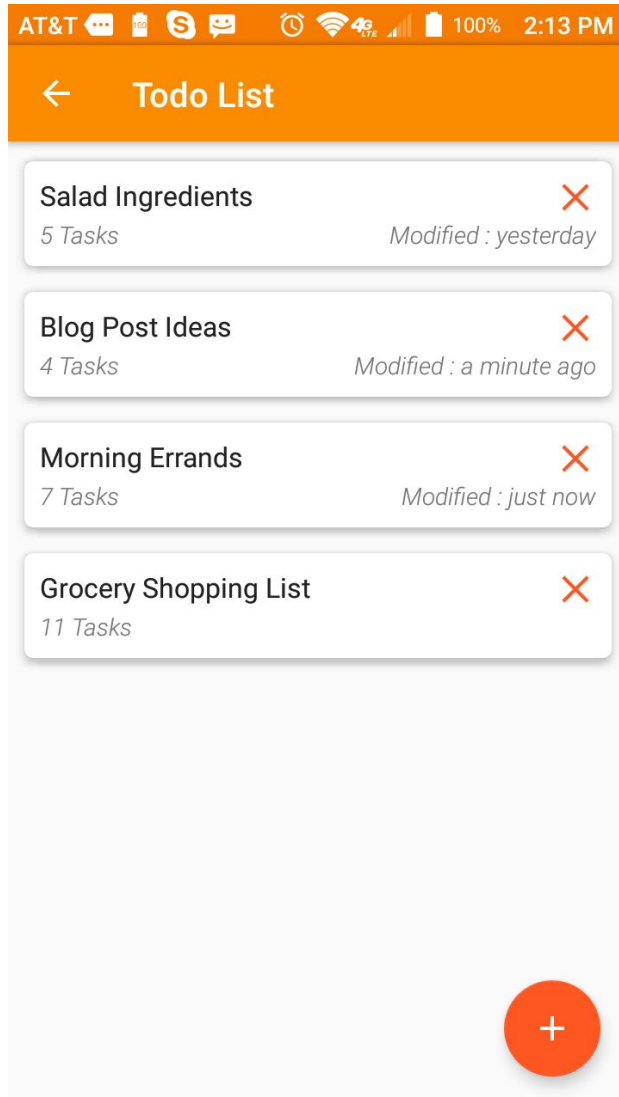
Here is my current design



Screen 2 - Todo List Screen

This screen shows a list of Todo Lists, each entry can contain other sub-tasks. So the goal of this screen is to show if each entry is a task with sub-task, or a standalone task that does not have sub-tasks. If an entry has sub-tasks, the design should provide an indication of how many tasks it contains and provide a visual indication to click on the entry to reveal the task. I am open to the sub-task opening in a new screen or opening as an expand/collapse design.

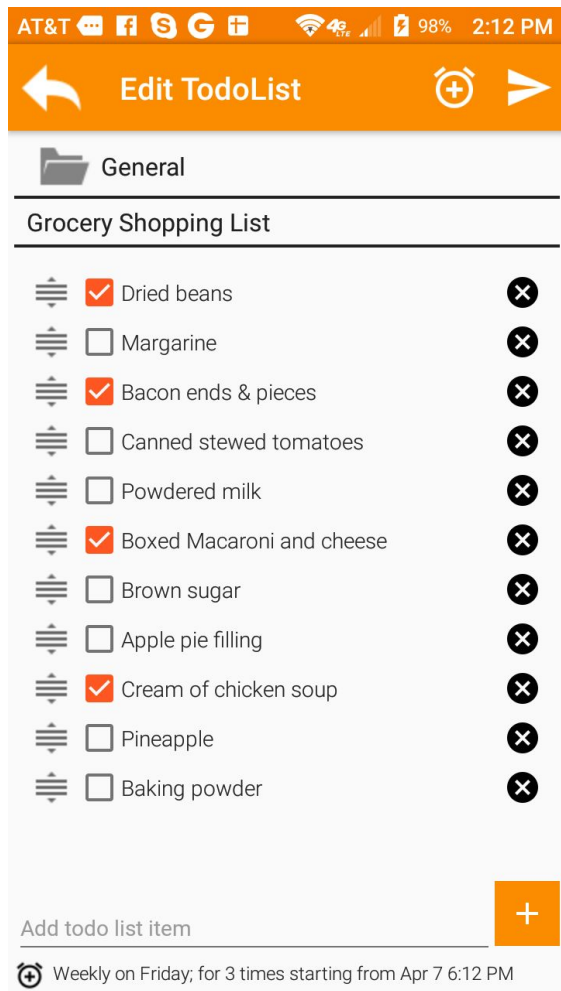
Here is my current design



Screen 3 - Tasks Screen

This screen shows a list of tasks and should provide an easy way to mark a task as completed, either by a checkbox or swipe. The screen should show which parent task/Todo list entry that these tasks belong to. It will be nice to show the status of each task like their due date or past due. Please be creative.





My Current design





Screen 4 - Add Task Screen

This is the screen to add tasks. This screen allows users to add task, assigned due date, due time, occurrence, tags etc to a task.

Example


09:00

New Task





What is to be done?

Pay bills





Due date

Tue, Mar 8



10:00




Notifications

Day summary on the same day at 8:00.
Individual notification on time.

Repeat

Once a Month



Add to List

Personal

