

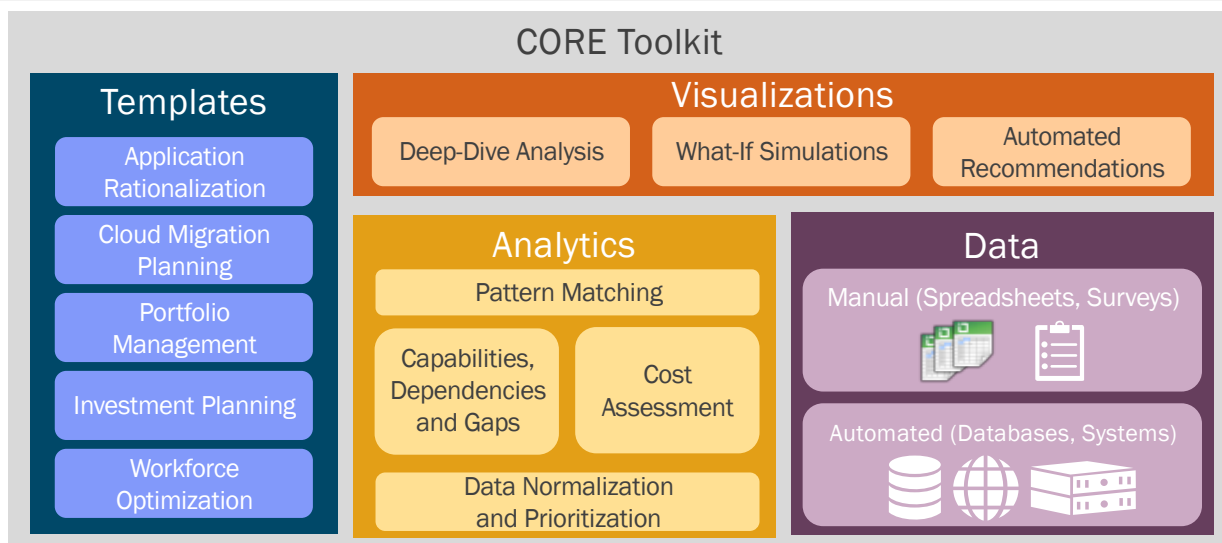
CORE is a data-driven, objective assessment tool designed for rapid decision making and analytics

## CLIENT CHALLENGE

Portfolio management decisions are all too commonly based on subjective assessments and gut feeling.

## SERVICE SOLUTION

CORE helps clients assess, prioritize, and analyze their portfolio to identify a path forward that will increase efficiency and reduce cost to support their application rationalization and cloud planning efforts.

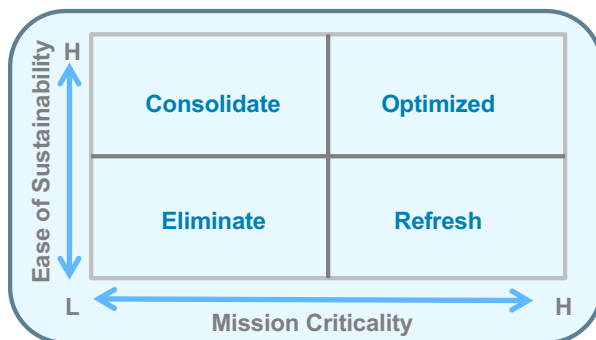


### CORE TOOLKIT INCLUDES:

- Pre-built templates to support common use cases, tailorable to specific client needs
- Back-end analytical engine
- Front-end visualization capability
- Data Ingestion, multiple paths to import and aggregate portfolio data

# CORE enables clients to bin their portfolio into custom, well-defined and actionable disposition categories

## APPLICATION RATIONALIZATION Army PM Acquisition Business



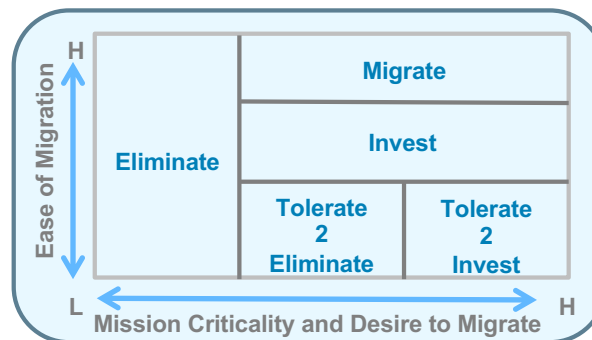
### Challenge:

Streamline a complex legacy portfolio to align portfolio assets to mission needs and gain efficiencies in cost.

### Result:

Over a 5-year period, reduced number of applications from 83 to 20, enabled \$5.1M cost avoidance due to reduced technology costs, and reduced sustainment operation costs by 50%.

## APPLICATION MIGRATION Intel Client



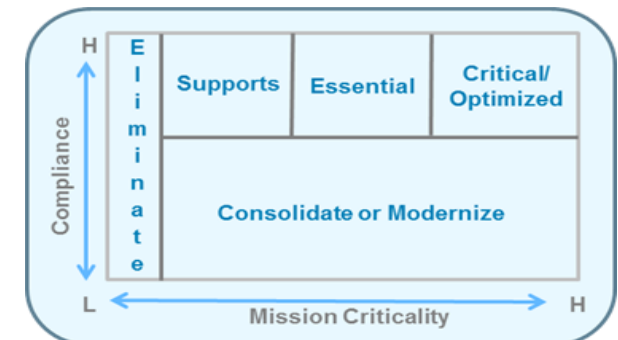
### Challenge:

Assess a portfolio of over 500 desktop applications to determine which should be migrated to their new desktop environment.

### Result:

Generated migration dispositions, including a prioritized application list and identified duplicative capability recommendations for application consolidation

## PORTFOLIO MANAGEMENT Army Global Force Information Management (GFIM)



### Challenge:

Establish governance over the Army GFIM and Force Support Domain strategic portfolios which consists of 10 and 33 systems respectively

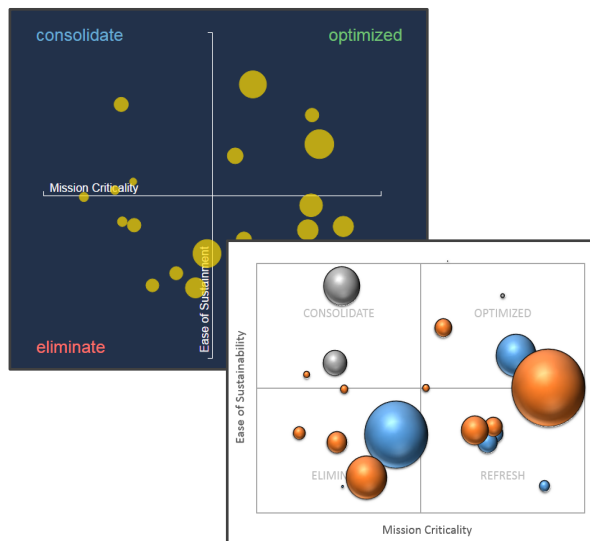
### Result:

Identified capability redundancies and gaps across the portfolios and prioritized their systems to support investment decision making

Users can filter and drill-down a multitude of visualizations in order to slice and dice metrics for further analysis. CORE also has an enhanced report visualization capability that provides a client facing business dashboard for executives, architects/portfolio managers and application owners.

### Perform Deep Dive Analysis

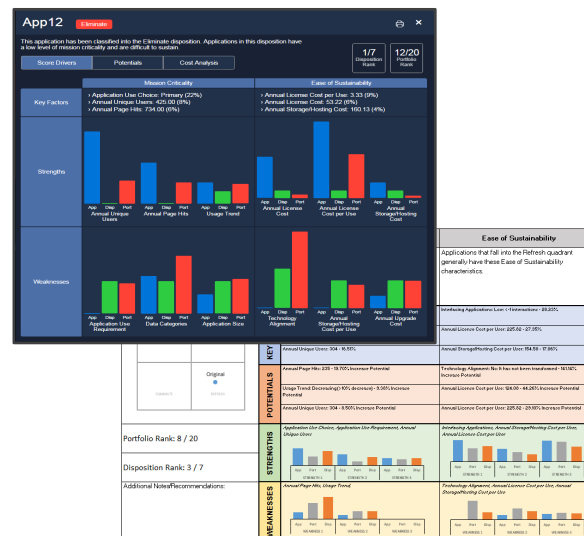
Conduct evaluations using data driven statistical methods to remove duplicate investments and streamline and scale your portfolio



Bubble Chart Visual – Provides the ability to easily compare applications along two additional dimensions based on key metrics such as cost, usage, etc.

### Gain Insight on Portfolio Complexity

Understand key application, technology and usage characteristics of the portfolio



Automated Reports– Highlights an application’s key drivers, strengths, weaknesses and top areas of potential.

### Execute Simulation Analysis

Understand the impact that improvements to applications will have on the scoring (new policy requirements, updated usage/cost)



What If Simulator– Enables the user to conduct trade-off analysis on the entire portfolio to assess a “to-be” state and the impact of different actions.