


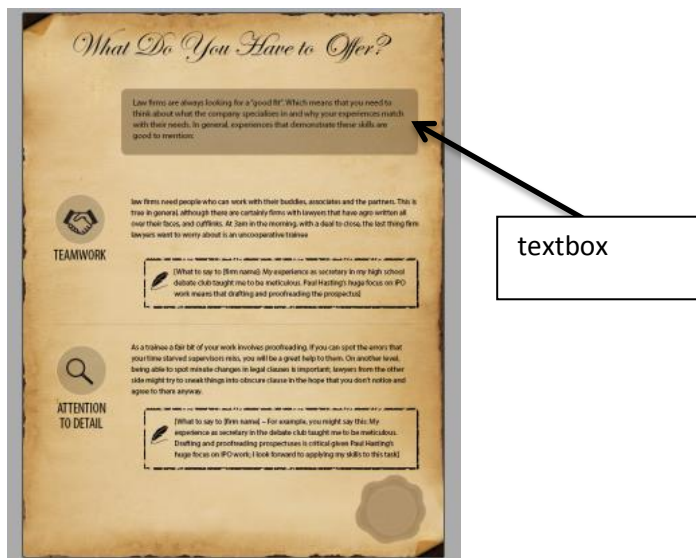
## INTRODUCTION

I'm trying to produce an information infographic containing research on law firms. This will eventually be saved as a pdf document and emailed to clients. I am not expecting the design for the entire infographic, just the background design. This infographic is slightly unusual. Its not meant to look modern. Instead it feels akin to aged paper (the pictures below are just to give you a better impression of what I mean)



## THREE DELIVERABLES

**TASK 1:** This is the current infographic design. It looks flat and dull. Please give me a one page design with a) the background colour b) a textbox which has a complementary colour tone to the background and 3) an appropriate font style (you can just insert some dummy text). Ignore everything else, like the icons. The entire page should look livelier than it presently looks. (Please bear in mind that the background design should still convey the impression of aged paper)




There will be many textboxes eventually. I want them to look like they've been cut out and pasted onto the background. There should be a noticeable depth difference around the edges



Visible depth difference due to the border outline

Below, I provide some examples of what I mean by complementary colours. They make the page come alive:



Try using this colour for the background

Try using this colour for the text box

(<http://goo.gl/jJosDt>)




Try using this colour for the text box

Try using this colour for the background



Try using this colour for the background

Try using this colour for the text box




Try using this colour for the background

Try using this colour for the text box



TASK 2: Give me a one page design which keeps the current background colour scheme intact, but replace the font as you deem fit.



The feel of the document should be like an old intelligence dossier; professional and confidential. The font used should help convey such an impression:



<https://goo.gl/RvJ353>




<http://goo.gl/VajXSi>



<http://goo.gl/dxUckm>

TASK 3: After completing TASK 2, please add an image of a waxed seal at the bottom of the page



- What should the stamp look like?



<http://goo.gl/ma7Cdv>



<https://goo.gl/5BbbLQ>

- The stamp should blend in with the background design, like this:



Background Colour

Blended Object