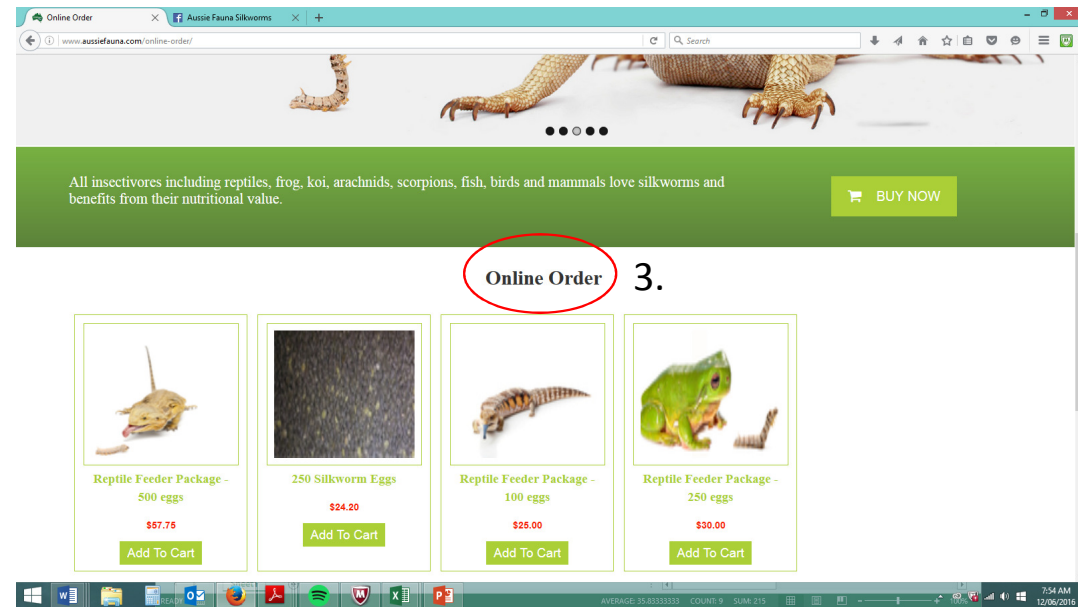


1.



3.

1. Facebook button not functional: Please link to: <https://www.facebook.com/aussiefauna/>
2. Please change from "Online Order" to "Online Store"
3. On the current "Online Order" page, please change "Online Order" to "Online Store"

Care of Silkworms

www.aussiefauna.com/care-of-silkworms/

All insectivores including reptiles, frog, koi, arachnids, scorpions, fish, birds and mammals love silkworms and benefits from their nutritional value.

BUY NOW

CARE OF SILKWORMS

For the keen reptile keeper that enjoys raising their own food for their collection silkworms are fairly easy to keep and breed. They are tiny (about the size of the "i" in tiny) when they hatch from their eggs and within four weeks grow to over 10,000 times in size – making them an ideal feed from the smallest of hatchlings right up to the largest of lizards.

are best maintained. **4.** temperature over 22°C (ideally 24°-27°C). Other than maintaining the temperature and sourcing food (mulberry leaves or silkworm chow) very little equipment is required to rear silkworms – remember the shoebox worked great in primary school! Once the worms are set up, provide a constant supply of food and the silkworms grow very quickly. Traditionally mulberry leaves were required to grow and successfully rear silkworms. A mulberry based food, often referred to as "silkworm chow" is now available which allows silkworms to be raised year round and no need for access to a mulberry tree. From the time they hatch until they cocoon they will go through five different instar stages, and moult between each instar. Prior to moulting they will take a break from eating and raise their head in the air and appear as if they are praying – it is best to not disturb at time.

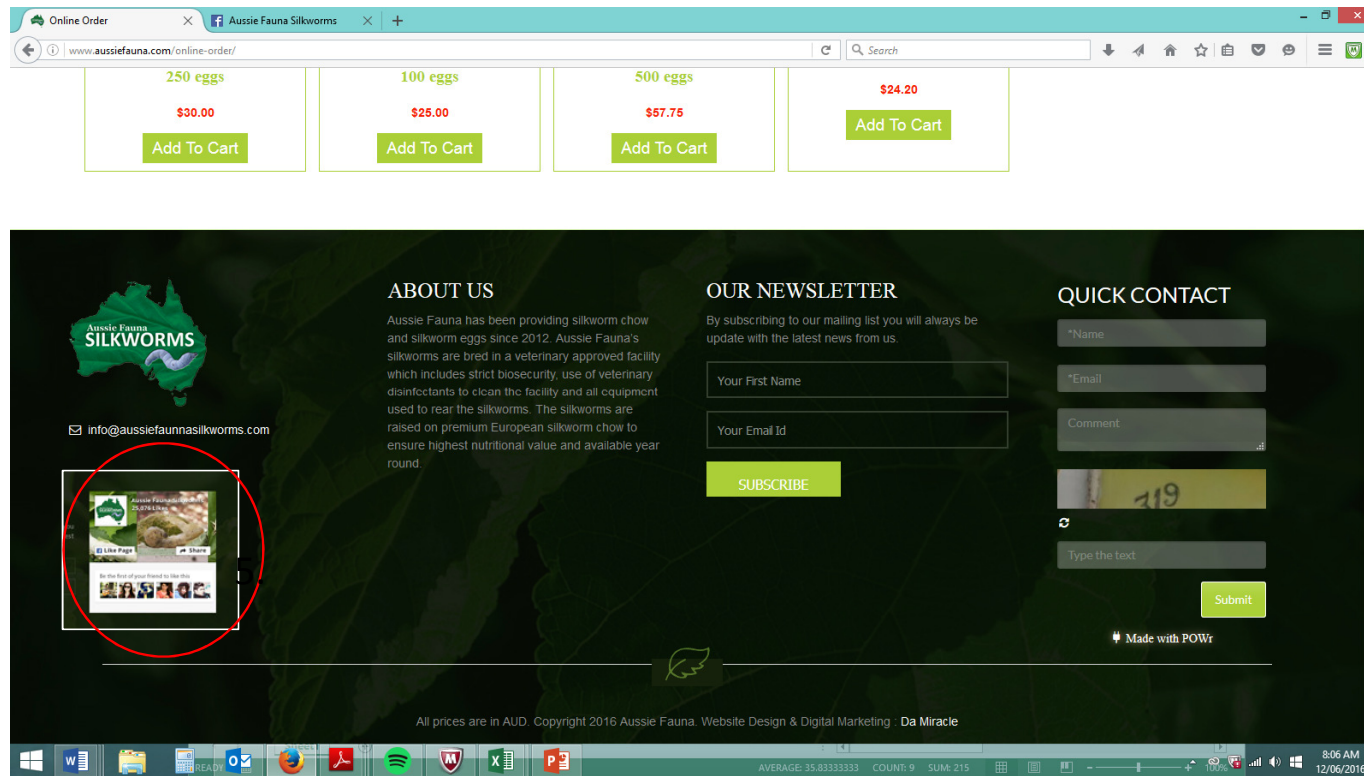
Being clean is the key to successful silkworm rearing. Silkworms eat a lot and as a result poop a lot. Staying on top of the cleanliness of their container is very important. Mould and bacteria love to grow on old moist chow, mulberry leaves and frass (silkworm lingo for poop) so it is important to clean out old food and frass daily and transfer them to a new clean container often. It is also important to thoroughly wash your hands with soap and water before handling the food or silkworms to prevent contaminating their environment with unwanted "bugs."

To easily transfer the worms put a plastic net (cheap plastic gutter guard works well) on the larvae and then put fresh chow or leaves on the net. Leave it there several hours and the worms will climb through the net onto the new food. Please, notice that the larvae will climb very quickly on the new diet, only if the old one is completely dried.

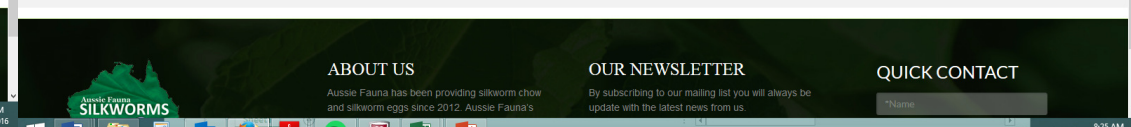
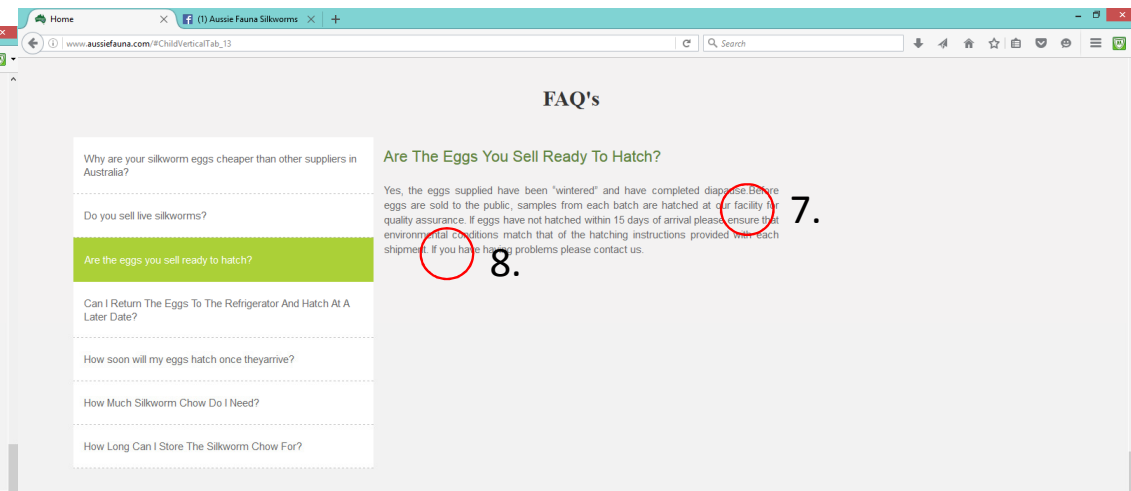
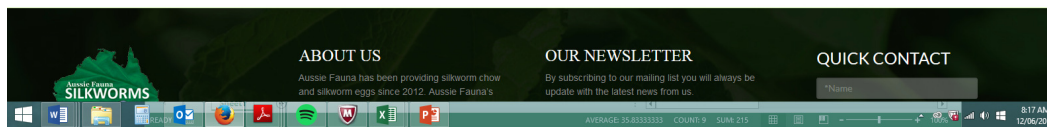
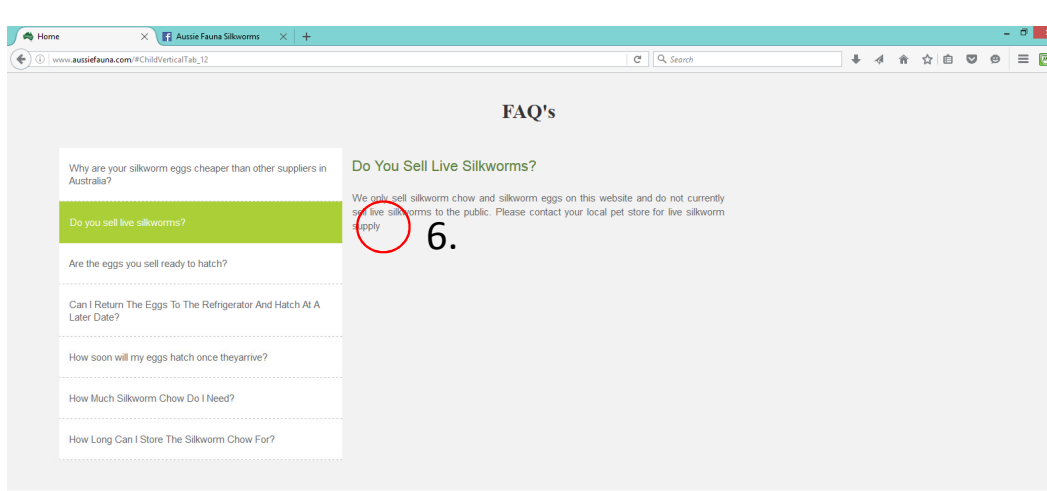
At this point you can transfer the larvae to a new clean box, by lifting the net out of the old container and place into the new clean container.

Four to five weeks after hatching and nearly constant eating the silkworms are ready for the next step in their life cycle - to spin their cocoons. When the silkworm is ready to spin their appearance

4. Please add "Silkworms" to beginning of the paragraph



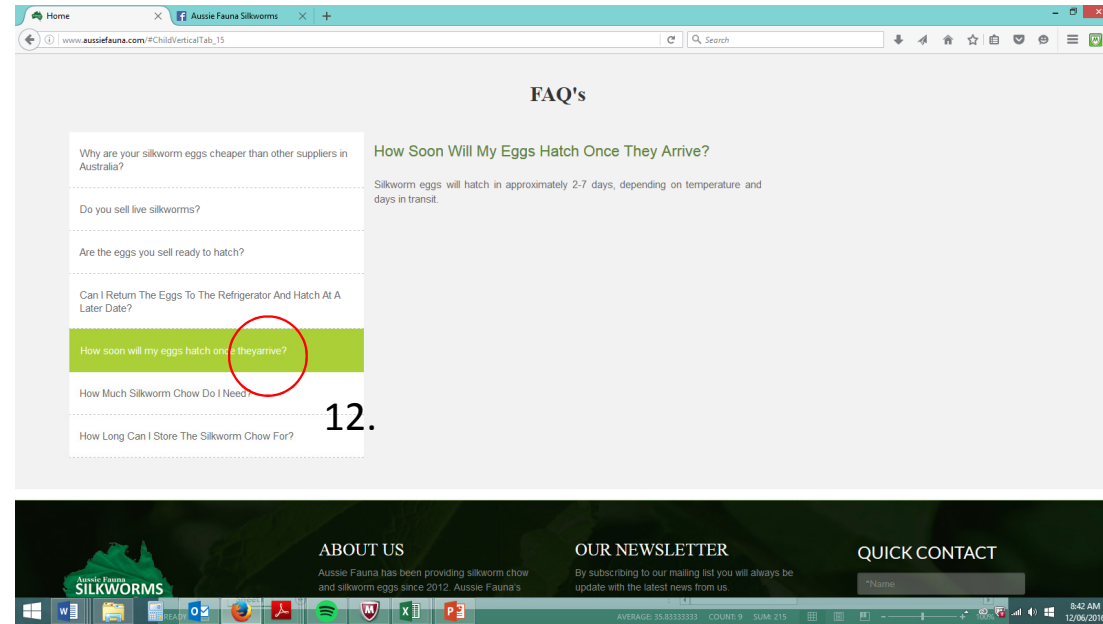
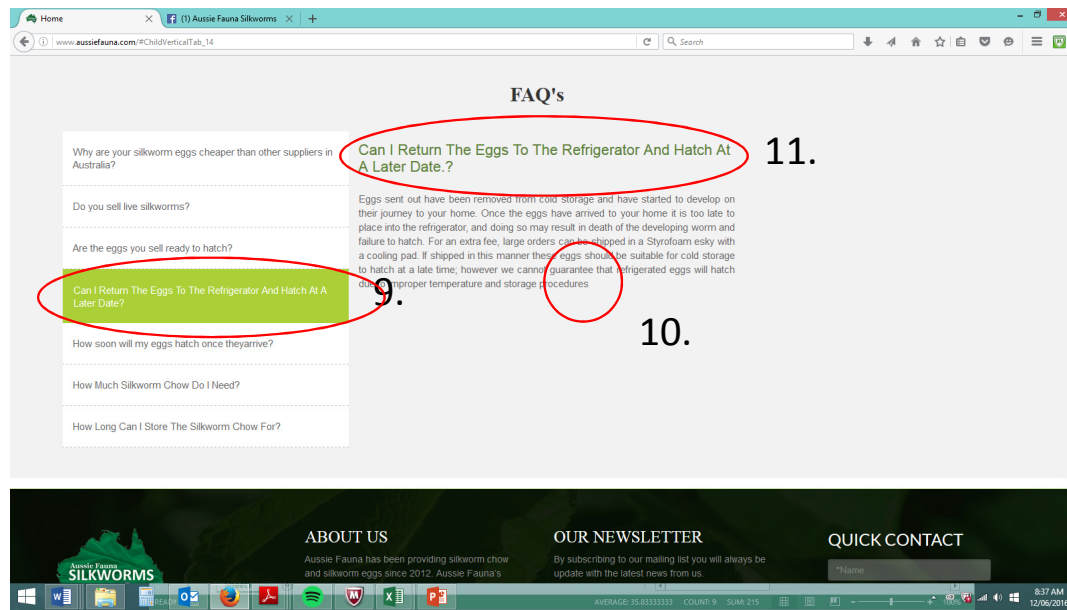
5. Is it possible to add the Facebook link as similar to your original design under the email address?



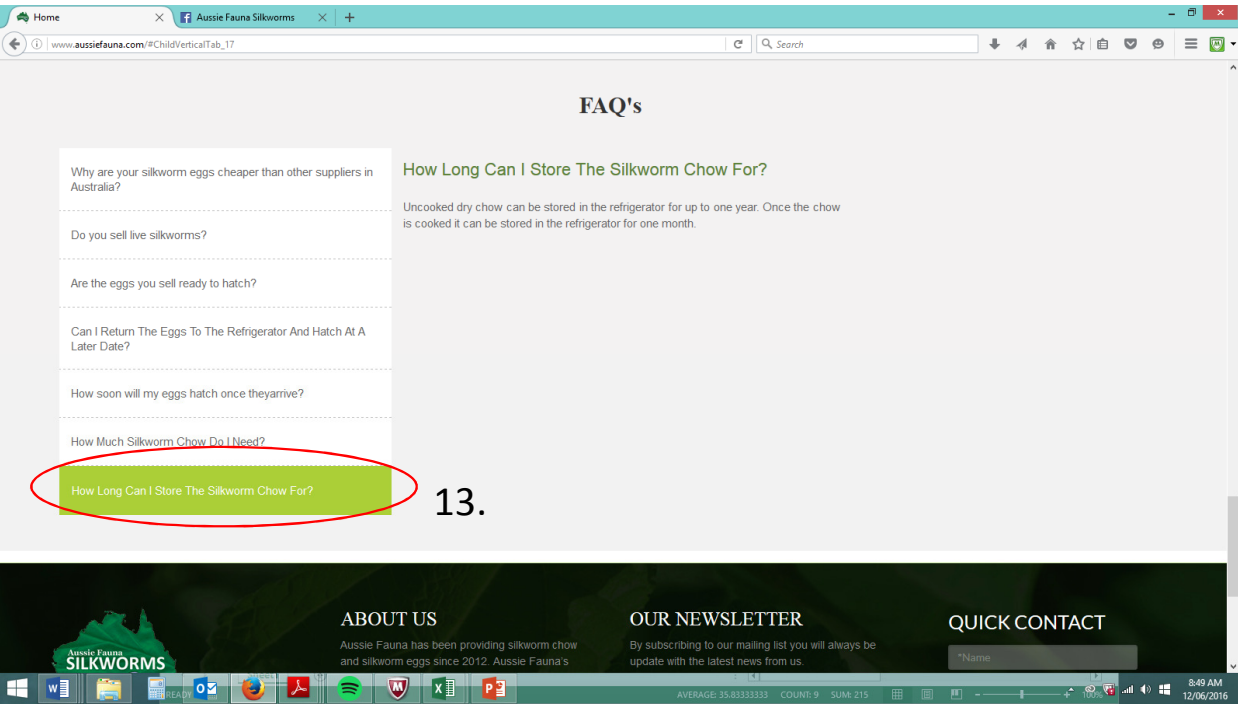
6. Please add a “.” at the end of the sentence.

7. Please add a space between “diapause.Before”

8. Please add “still are”, i.e.: If you still are have having problems please contact us.



9. Please change: Can I Return The Eggs To The Refrigerator And Hatch At A Later Date?
To: "Can I return the eggs to the refrigerator and hatch at a later date?"
10. Please add a "." to the end of the sentence.
11. In addition to replacing the capital letters, please remove the "." from "Date.?"
12. Please put a space between "theyarrive?"



13. Please change “How Long Can I Store The Silkworm Chow For?” to: “How long can I store the silkworm chow for?”

14. The “Shipping/Return Policy” has not been added to the site. Perhaps this can be added as a FAQ tab.

Shipping/Return Policy

Orders are shipped Monday-Wednesday, any orders received after 5pm Tuesday will be shipped the following week.

Orders are shipped via Australia Post, and shipping costs are based on weight and packaging.

Refunds are not available on the silkworm chow or silkworm eggs. However, if there is a problem with the chow on arrival please contact us immediately and we will be happy to discuss possible options. Before eggs are sold to the public, samples from each batch are hatched at our facility for quality assurance. If eggs have not hatched within 15 days of arrival please ensure that environmental conditions match that of the hatching instructions provided with each shipment. If you are still having problems please contact us.

15. I suspect you are still working on the technical application of getting the big commerce store to display in the “Online Store” tab. I see that you currently have the featured products functional. I have added the new products and prices into the products in BigCommerce. Just confirming the total number of categories there are in the store:

1. Reptile Feeder Package
2. Silkworm Eggs
3. Silkworm Chow
4. Ready to Use Chow